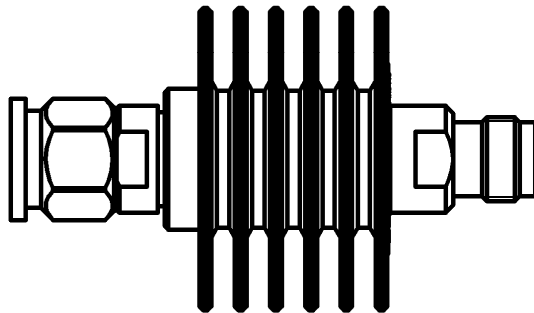
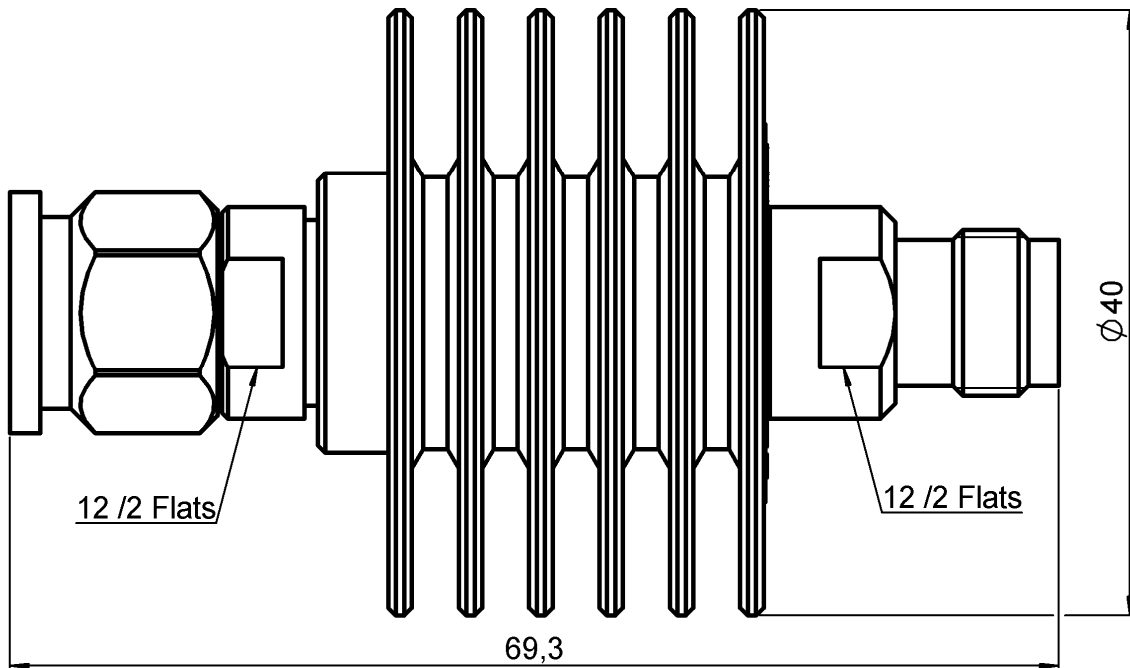
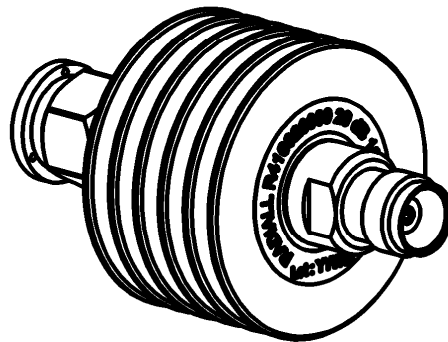


**TNC ATTENUATOR**  
**20 DB 18 GHZ 10W**

**R416.820.000**  
Series : ATTENUATOR



SCALE 1:1



All dimensions are in mm.



COMPONENTS	MATERIALS	PLATING(µm)
BODY	STAINLESS STEEL	PASSIVATION
MALE CENTER CONTACT	BERYLLIUM COPPER	GOLD 2.5 OVER NICKEL 2
FEMALE CENTER CONTACT	BERYLLIUM COPPER	GOLD 2 OVER NICKEL 2
OUTER CONTACT		
INSULATOR	PTFE	
GASKET	SILICONE RUBBER	
SUBSTRATE	ALUMINIUM NITRIDE	
RESISTOR	THIN FILM	
OTHERS PARTS	ALUMINIUM	BLACK ANODIZATION

Issue : 0840 A

In the effort to improve our products, we reserve the right to make changes judged to be necessary.



**TNC ATTENUATOR**  
**20 DB 18 GHZ 10W**

**R416.820.000**  
Series : ATTENUATOR

**ELECTRICAL CHARACTERISTICS**

Frequency (GHz)	DC - 4	4 - 8	8 - 18
V.S.W.R (≤)	1.20	1.30	1.40
Deviation(±dB)	0.50	0.50	0.50

Operating Frequency Range	DC - 18	GHz
Impedance	50	Ω
Nominal Attenuation	20	dB
Peak power at 25°C (1μs, 1%)	5000	W
Average power at 25°C	10	W (Free Air Cooled)
		W (Conduction Cooled)

**MECHANICAL CHARACTERISTICS**

Connectors	TNC	Male Female	MIL C39012
Weight	83,7800 g		

**ENVIRONMENTAL CHARACTERISTICS**

Operating temperature range	-55/+125 °C
Storage temperature range	-55/+125 °C



**SPECIFICATION**

**OTHER CHARACTERISTICS**

Issue : 0840 A

In the effort to improve our products, we reserve the right to make changes judged to be necessary.

