


Data Sheet

LL04CR-CFN60155L02

CREE 
▶ LED Solution Provider



Similar Products(Brightness Uniformity, Assymetry)



■ Features & Typical Applications

- High efficiency
- Optimized for uniform effect
- Roadway Lighting

■ Table of Contents

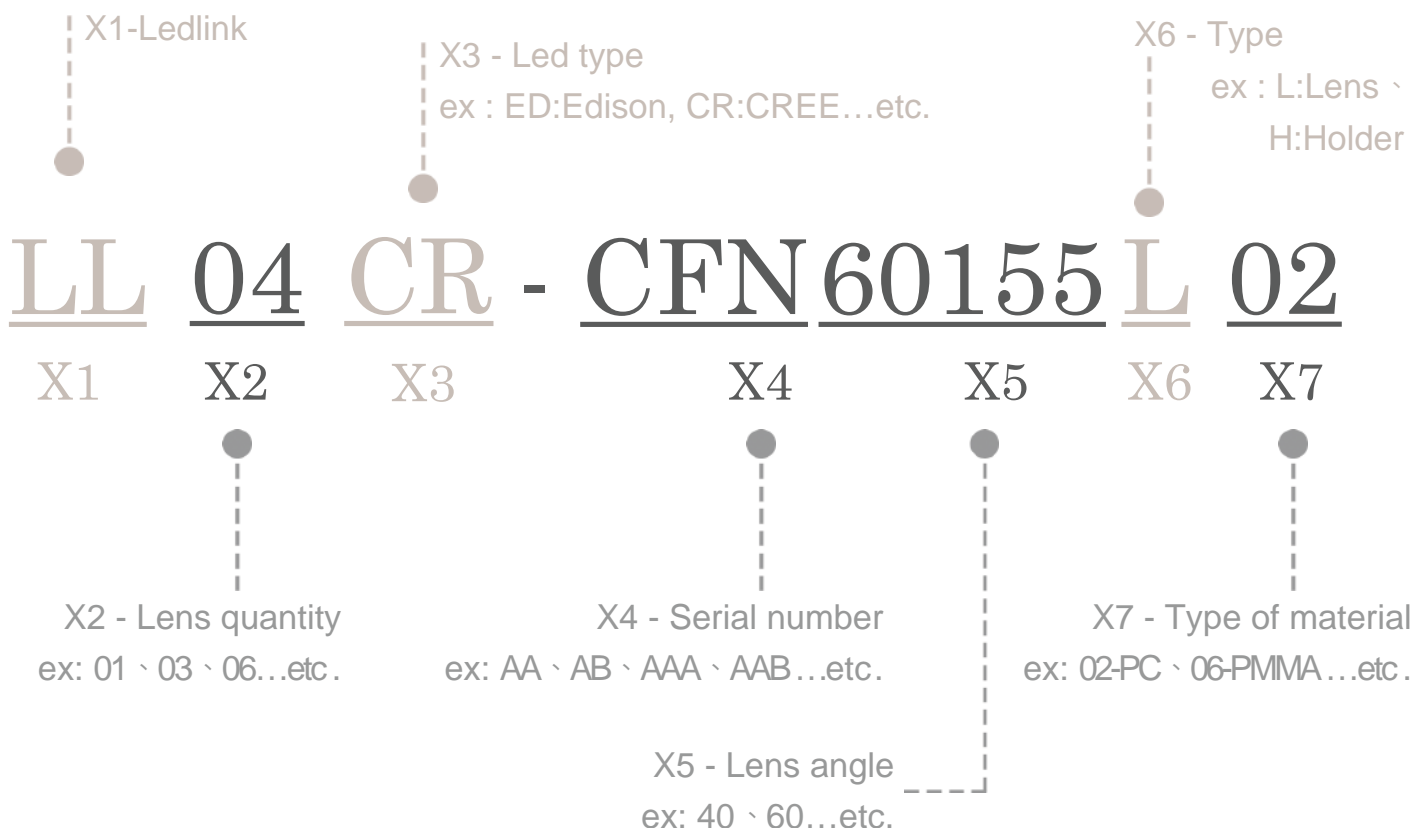
General Information & Product Nomenclature.....	P.2
Optical Specifications	P.3
Mechanical Specifications	P.4

LL04CR-CFN60155L02

General Information


- Lens Material : PC LEV1700
- Operating Temperature range -40°C~+110°C(upper limit +120°C).
- Storage Temperature range -40°C~+110°C(upper limit +120°C).
 - * Average transmittance in visible spectrum 400nm~700nm>90%.
- Usage and Maintenance:
 1. If necessary, clean lenses with mild soap, water and soft cloth.
 2. Never use any commercial cleaning solvents on lenses, like alcohol.
 3. Please handle or install lenses with wearing gloves, skin oils may damage lens or its optical characteristic.

Product Nomenclature



LL04CR-CFN60155L02 Optical Specifications

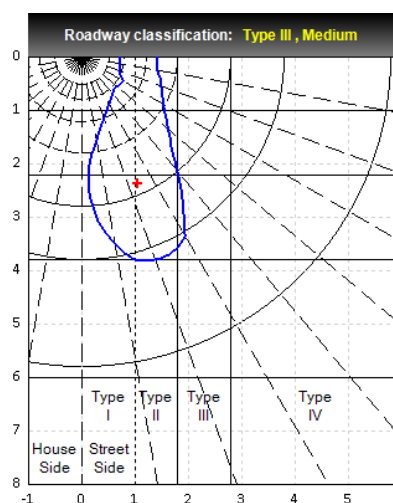
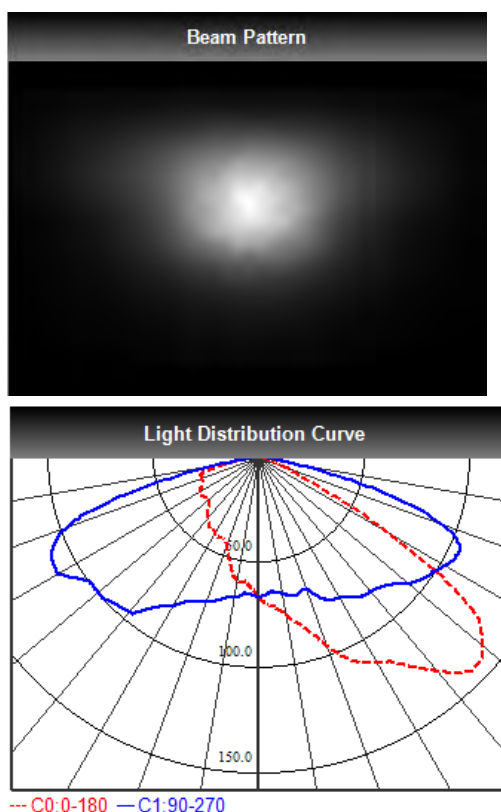
CREE
LED Solution Provider



Note: (1) All the results of analysis are based on 10 degrees of elevation.
(2) Tolerance: $\pm 10\%$.
(3) Led Luminous Flux(lm): 415($\pm 5\%$).

IES File: [Download](#)

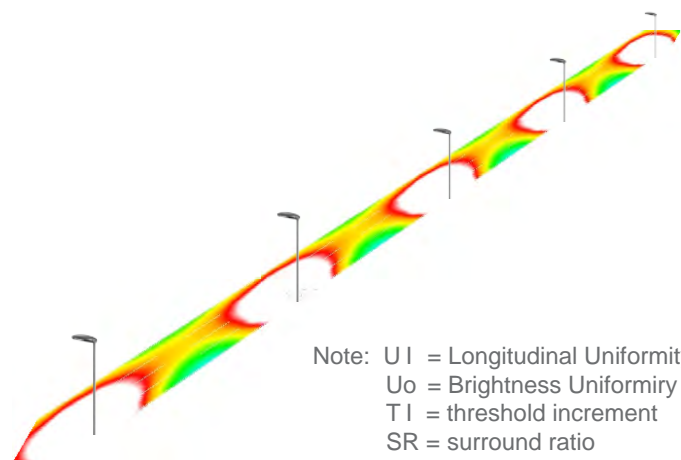
@elevation 0°



Elevation	Roadway Classification
0°	Type III, Medium
5°	Type III, Medium
10°	Type IV, Medium
15°	Type IV, Medium
20°	Type IV, Long

DIALux Simulation Result

Analyzed file: [Download](#)



Recommend configuration condition

Height	=	10m
Distance	=	40m
Roadwidth	=	14m
Elevation	=	0degree
Overhang	=	1m

Result

UI	=	0.7
Uo	=	0.4
TI	=	14%
SR	=	0.6

*The results would be similar if the configuration conditions are equally magnified or minified.

*This testing result is obtained through testing the popular rank LED samples which provided by the original manufacturer. Hence, the testing results would be varied as the users choose same LED model but different rank.

*The analyzed file require DIALux v4.11 and above to open.

3

LL04CR-CFN60155L02

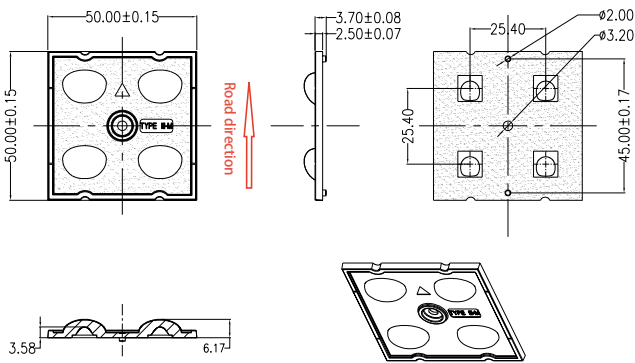
Mechanical Specification

1. Fixing method

- Glue
 Screw
 Tape
 Fixing-ring
 Frame

Note: (1) All dimensions are in mm.
 (2) All measurements are ± 0.15 mm unless otherwise indicated.

2. Lens dimension



3. Lens + Leds + MCPCB assembly instruction



4. Assembly dimension

5. View assembly lens with MCPCB:

