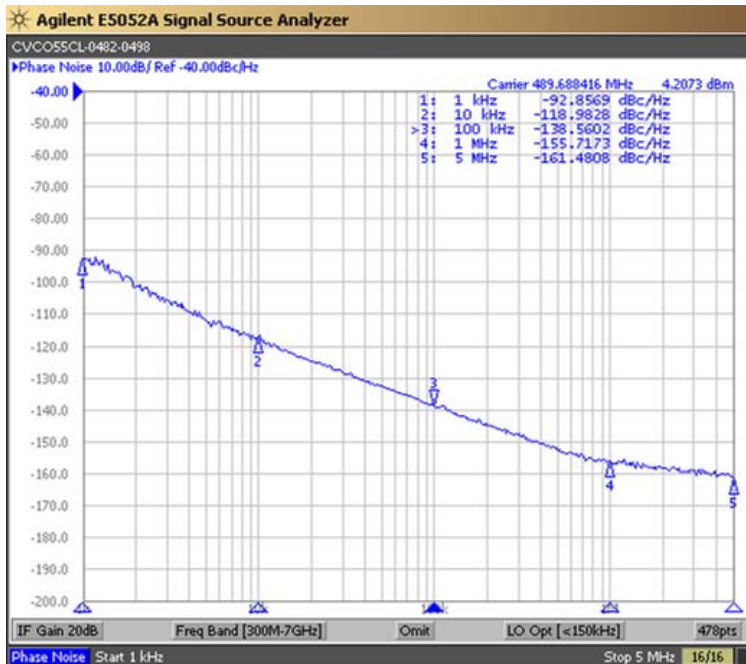


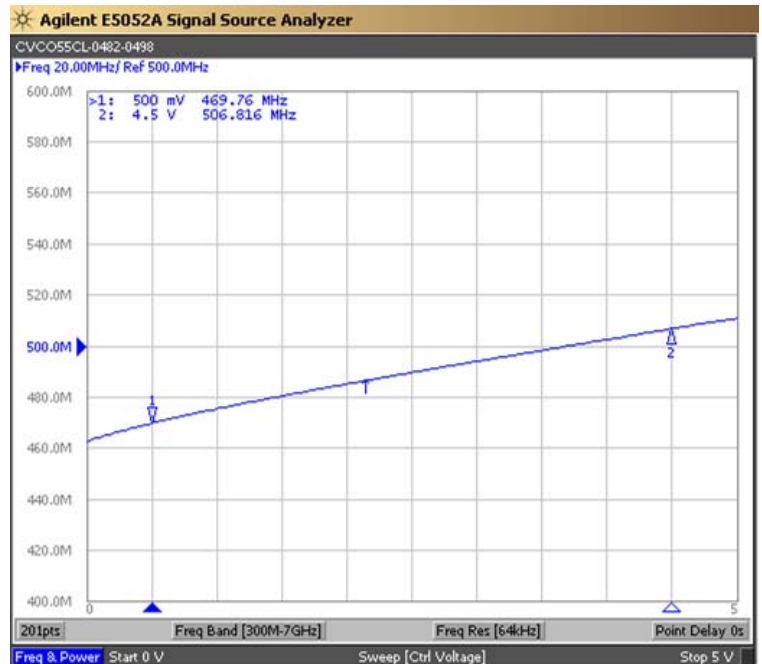


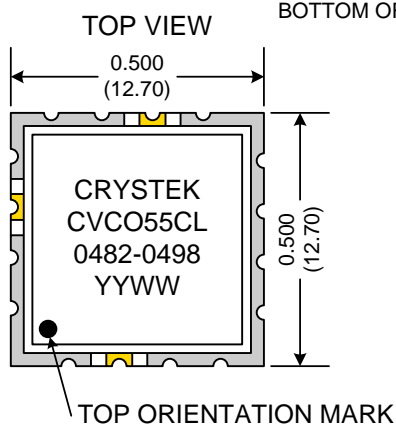
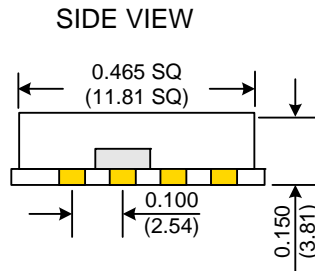
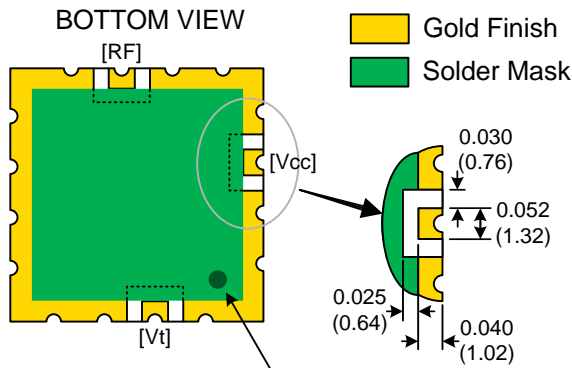
PERFORMANCE SPECIFICATION	MIN	TYP	MAX	UNITS
Lower Frequency:			482	MHz
Upper Frequency:	498			MHz
Tuning Voltage:	0.5		4.5	VDC
Supply Voltage:	4.75	5.0	5.25	VDC
Output Power:	0	+2.5	+5.0	dBm
Supply Current:		15	22	mA
Harmonic Suppression (2 nd Harmonic):		-10		dBc
Pushing:		0.1	1.0	MHz/V
Pulling, all Phases:		0.2	1.0	MHz pk-pk
Tuning Sensitivity:	5	8	15	MHz/V
Phase Noise @ 10kHz offset:		-118		dBc/Hz
Phase Noise @ 100kHz offset:		-138		dBc/Hz
Load Impedance:		50		Ω
Input Capacitance:			180	pF
Operating Temperature Range:	-40		+85	$^{\circ}$ C
Storage Temperature Range:	-45		+90	$^{\circ}$ C

Phase Noise (1 Hz BW, Typical)



Tuning Curve (Typical)





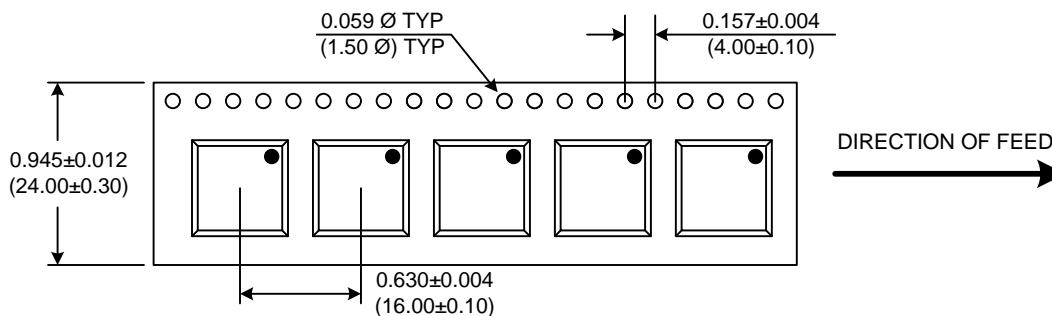
BOTTOM ORIENTATION MARK



Pad	Connection
2	Vt
10	RF-OUTPUT
14	Vcc
Others	GROUND

- Unless otherwise specified, Dimensions are in: $\frac{IN}{(mm)}$
- Pad Location Dimensions are in: Inches

TAPE AND REEL



Drawing not to scale

Product Control:

Crystek Part Number:	CVCO55CL-0482-0498	Release Date:	10-Dec-2013
Revision Level:	F	Responsible:	C. Vales

Specification is subject to change without notice