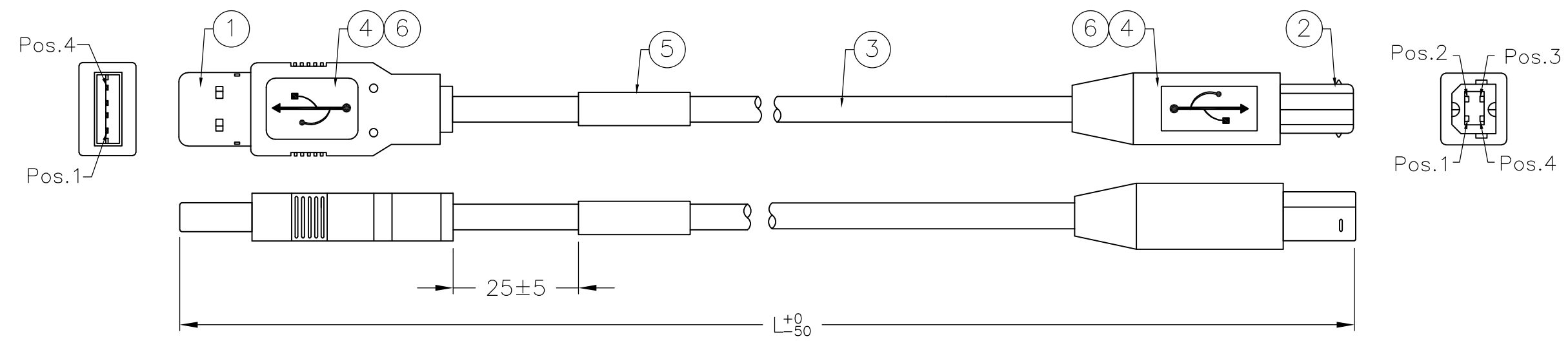
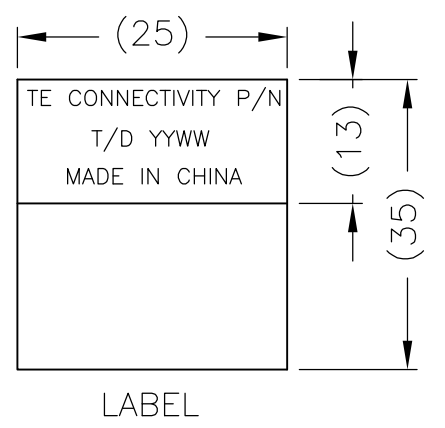
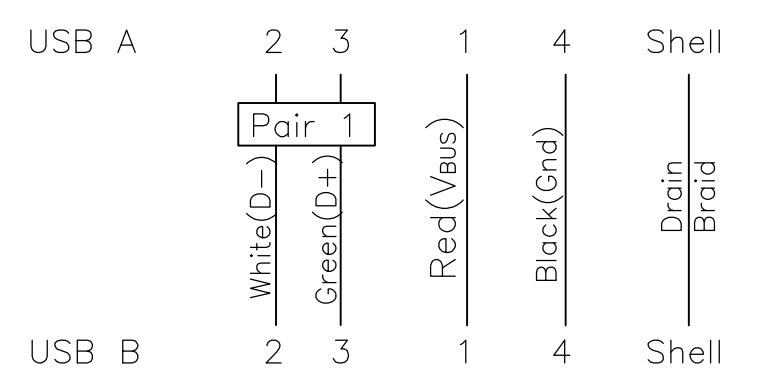


THIS DRAWING IS UNPUBLISHED. RELEASED FOR PUBLICATION
 © COPYRIGHT - By - ALL RIGHTS RESERVED.

LOC	DIST	REVISIONS					
GP	00	P	LTR	DESCRIPTION	DATE	DWN	APVD
			D1	REVISED PER ECO-11-005033	23MAR11	RK	HMR



PIN ASSIGNMENT :



PART NO.	1487595-1	1487595-2	1487595-3
LENGTH(L)	1000	1300	830

AR	AR	AR	MR	COPPER FOIL, W: 5MM	6
1	1	1	PC	LABEL, 25x35mm, White 25x13mm	5
AR	AR	AR	KG	Overmold PVC, 40P, Color: Black(BK01)	4
AR	AR	AR	M1	USB 2.0 Cable 28AWG*1P+26AWG*2C+Al/Mylar +Drain+Braid, Color: Black(BK01), OD: 4.2±0.1mm	3
1	1	1	PC	USB 4Pin Connector Contacts: Gold 30U Plated, Shell: Nickel Plated, Housing UL94V-0 B Type.	2
1	1	1	PC	USB 4Pin Connector Contacts: Gold 30U Plated, Shell: Nickel Plated, Housing UL94V-0 A Type.	1
-3	-2	-1	U/M	DESCRIPTION	ITEM

- NOTES:
- TESTED FOR CONTINUITY, SHORTS AND OPENS, HI-POT 630V FOR 10MS.
 - CABLE ASSEMBLY MEETS USB 2.0 STANDARDS.
 - EXPOSED CABLE BRAID IS NOT PERMISSIBLE BEYOND OVERMOLD.
 - THE FINAL CABLE ASSEMBLY MAXIMUM LENGTH NOT TO EXCEED 1700MM PER USB SPECIFICATIONS.

PRODUCT AND PROCESSING MUST MEET REQUIREMENTS OF TE CONNECTIVITY ENVIRONMENTAL STANDARD TEC-138-702

THIS DRAWING IS A CONTROLLED DOCUMENT.		DWN	BOVEY LIU	25FEB02	TE Connectivity NAME CABLE ASSEMBLY, USB A TYPE TO USB B TYPE			
DIMENSIONS: mm		CHK	J.HUNT	25FEB02				
TOLERANCES UNLESS OTHERWISE SPECIFIED:		APVD	J.HUNT	25FEB02				
0 PLC ± - 1 PLC ± - 2 PLC ± - 3 PLC ± - 4 PLC ± - ANGLES ± -		PRODUCT SPEC						
MATERIAL		APPLICATION SPEC			SIZE	CAGE CODE	DRAWING NO	RESTRICTED TO
		WEIGHT			A3	00779	C-1487595	
CUSTOMER DRAWING					SCALE	N.T.S	SHEET	1 OF 1
							REV	D1