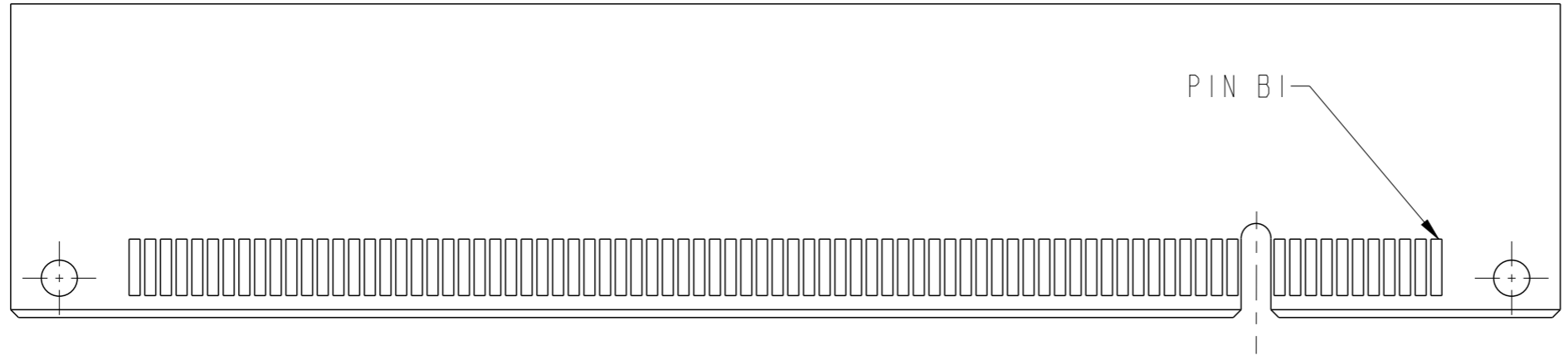
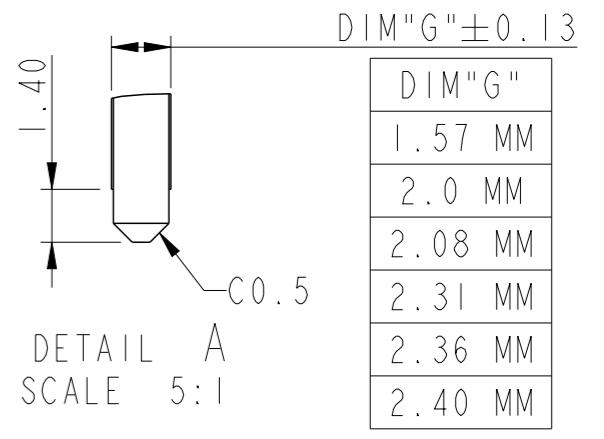
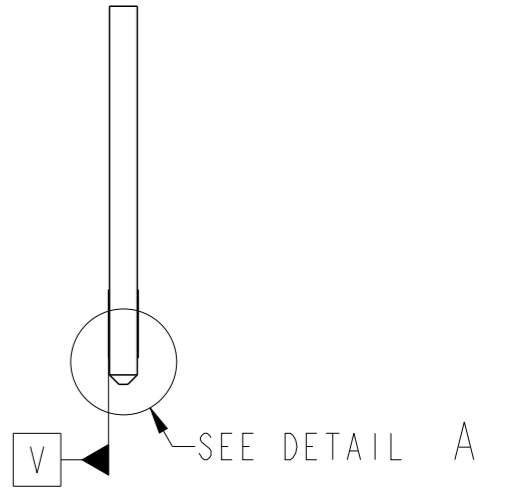
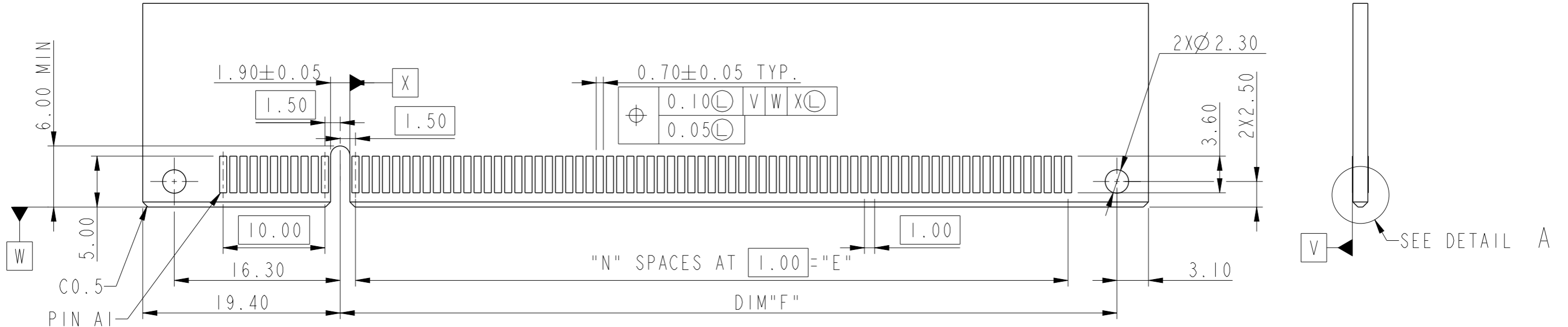


CONNECTOR LINK WIDTH	#POS REF	N	DIM"A"	DIM"B"	DIM"C"	DIM"D"	DIM"E"
X1	36	6	7.65	25.00	12.30	34.8	6.00
X4	64	20	21.65	39.00	26.30	48.8	20.00
X8	98	37	38.65	56.00	43.30	65.8	37.00
X16	164	70	71.65	89.00	76.30	98.8	70.00

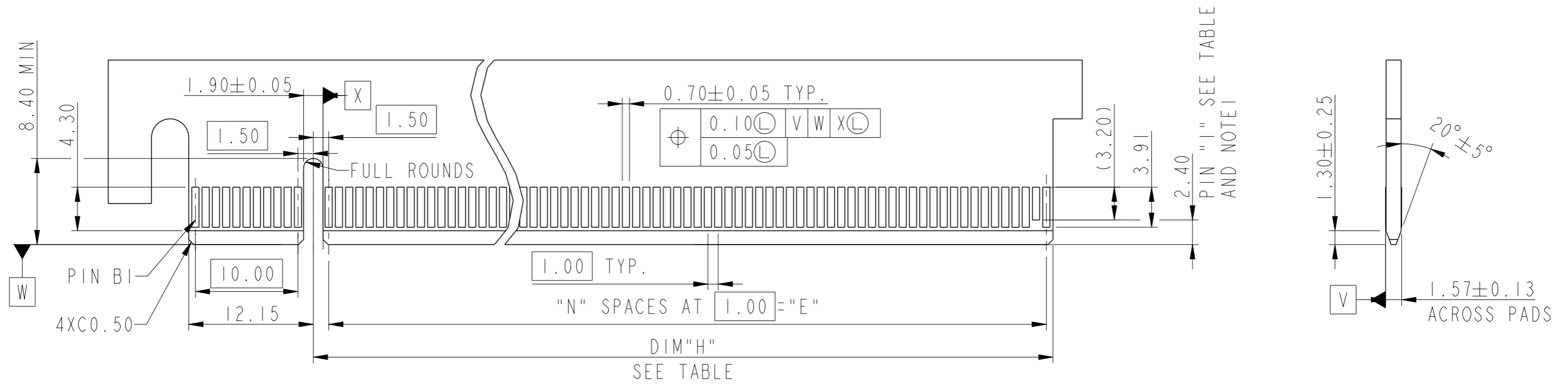
spec ref	dr	Jeny Ren	2017/11/01	projection	MM	size	A3	scale	2:1
tolerance std	eng	Jeny Ren	2018/05/15			ecn no	ELX-DG-30127-1	rel level	Released
ASME Y14.5	chr	-	product family						
surface	linear	0.X	±0.30		Amphenol FCI	PCI EXPRESS 4.0 STRADDLE MOUNT	dwg no 10146027	rev B	
		0.XX	±0.20						
ASME Y14.5	angular	0°	±2°						www.fci.com



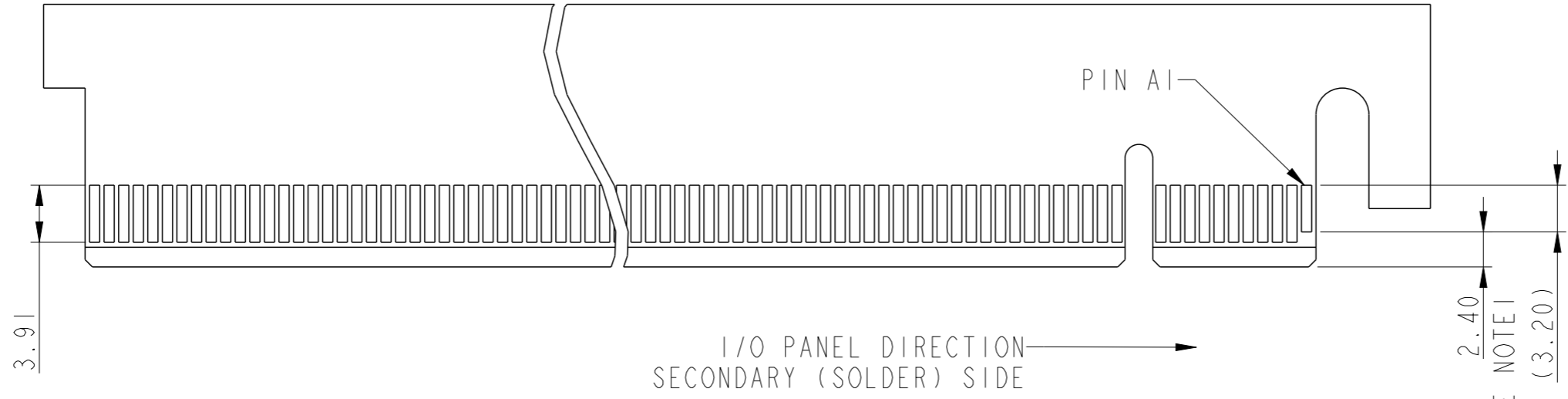
RECOMMENDED PCB LAYOUT

POSITION	N	DIM"F"
36	6	12.30
64	20	26.30
98	37	43.30
164	70	76.30

spec ref	dr	Jeny Ren	2017/11/01	projection	MM	size	A3	scale	2:1
tolerance std	eng	Jeny Ren	2018/05/15			ecn no	ELX-DG-30127-1	rel level	Released
ASME Y14.5	chr	-	-						
surface linear ASME Y14.5 angular	TOLERANCES UNLESS OTHERWISE SPECIFIED			product family	PCI EXPRESS 4.0	dwg no	10146027	rev	B
	0.X	±0.30	Amphenol FCI www.fci.com	STRADDLE MOUNT	cat. no.				
	0.XX	±0.20				PDS: Rev :B STATUS:Released Printed: May 23, 2018			
0.XXX	±0.1								
0°	±2°								



- NOTES:
- NO TIE BAR PERMITTED FROM CARD EDGE TO LEADING EDGE OF PAD FOR PINS A1 AND PIN "1".
 - CHAMFER EDGES MUST BE FREE OF CUTTING BURRS.
 - TOLERANCE : ± 0.13



POSITION	N	DIM"H"	PIN"1" (SEE NOTE 1)
36	6	8.15	B17
64	20	22.15	B31
98	37	39.15	B48
164	70	72.15	B81

spec ref	dr	Jeny Ren	2017/11/01	projection	MM	size	A3	scale	2:1
tolerance std	eng	Jeny Ren	2018/05/15			ecn no	ELX-DG-30127-1		
ASME Y14.5	chr	-	apppr			Nickor Zuo	2018/05/22	product family	rel level Released
surface	linear	0.X	±0.30			title PCI EXPRESS 4.0 STRADDLE MOUNT www.fci.com	cat. no. Product-Customer Drw	sheet 3 of 4	rev B
ASME Y14.5	angular	0.XX	±0.20	dwg no 10146027					
		0.XXX	±0.1						
		0°	±2°						

NOTES:

- MATERIAL:
HOUSING: HIGH PERFORMANCE RESINS, BLACK, UL94 V-0 RATED.
CAP: HIGH PERFORMANCE RESINS, BLACK.
CONTACT: COPPER ALLOY.
- PLATING:
UNDERPLATE: 50 u" MIN NICKEL OVER ALL
SOLDER AREA: 100 u" MIN TIN (LEAD FREE)
MATING AREA: SEE PRODUCT PART NUMBER.
- PRODUCT SPECIFICATION: GS-12-1193
- PACKAGE SPECIFICATION: GS-14-2401.
- PRODUCT MEETS EUROPEAN UNION DIRECTIVES AND OTHER COUNTRY REGULATIONS AS DESCRIBED IN GS-22-008.
- ONLY P/N 10146027-XXXX10XX CAN GO IR REFLOW PROCESS.
- THIS PRODUCT WILL WITHSTAND EXPOSURE TO 260°C PACK TEMPERATURE FOR 10 SECONDS IN REFLOW SOLDERING APPLICATION.
- DATE CODE BE PRINTED ON PROPER SURFACE.

PRODUCT PART NUMBER:

10146027- X X X X X X X X

NO. OF POSITION
36:36 POSITIONS
64:64 POSITIONS
98:98 POSITIONS
A4:164 POSITIONS

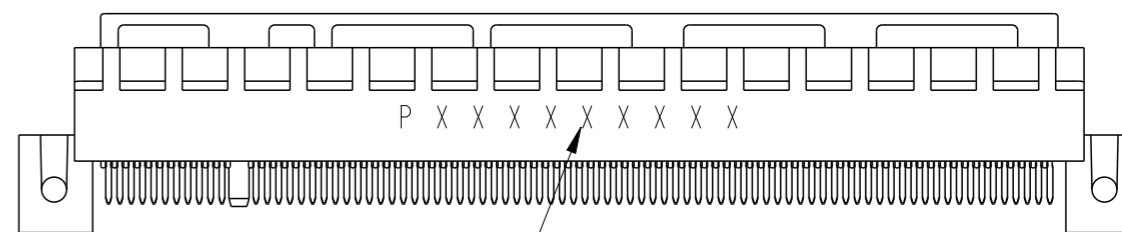
PCB THICKNESS OPTION
0:1.57 MM
1:2.0/2.08 MM
2:2.31/2.36/2.4 MM

LEAD FREE OPTION
LF:LEAD FREE

RESERVE
0

CAP OPTION (SEE NOTE 6)
0:WITHOUT CAP
1:CAP

CONTACT PLATING
0:15 u" Au
1:30 u" Au
2:15 u" GXT



DATA CODE INFORMATION

P X X X X X X X X X

PRODUCTION LINE CODE
DATE CODE THROUGH 01 TO 31
WEEK NUMBER 01 THROUGH 53
YEAR CODE; MOST RIGHT OF DIGIT OF PRODUCTION. (e.g 2007=7)
MANUFACTURE SITE; 2 FOR DONGGUAN SOURCE, P FOR CHINA

Amphenol FCI

© 2016 AFCI

spec ref		dr	Jeny Ren	2017/11/01	projection 	MM ←→	size	A3	scale	2:1		
tolerance std ASME Y14.5		TOLERANCES UNLESS OTHERWISE SPECIFIED					ecn no	ELX-DG-30127-1		rel level		Released
surface 		linear	0.X	±0.30			product family		PCI EXPRESS 4.0		dwg no	10146027
ASME Y14.5		angular	0°	±2°	www.fci.com		cat. no.		Product-Customer Drw		sheet 4 of 4	
		Amphenol FCI		STRADDLE MOUNT				rev		B		