
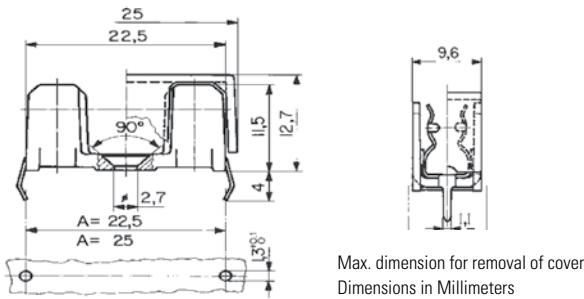


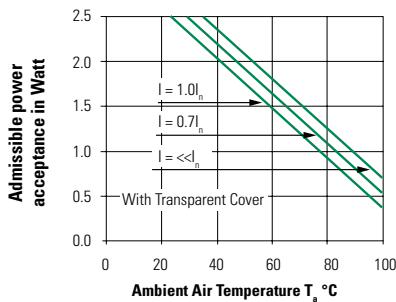
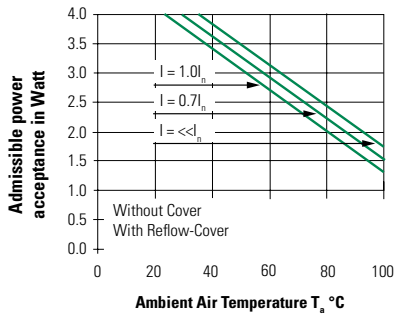
656 Series Molded Base PC Mount Fuse Block For 5x20mm Fuses



Dimensions



Re-rating Curves



Product Characteristics

Compatible Fuse Size	5x20mm
Materials	Holder: Black Thermoplastic UL94 V-0 Metal Parts: Tin plated copper alloy
Electrical Data	Rated Voltage: 250VAC
	Rated Current: 10A
	Rated Power Acceptance (at ambient air temp 23oC): - 4W without cover - 4W with 660 cover - 2.5W with 659 cover
Mounting	656: Solder pins 0.4mmx1.1mm Ø 2.7mm screw hole may be used optionally
Operating Temperature	-40°C to +85°C
Climatic Category	40/085/21 according to IEC 60068-1
Stock Conditions	0 °C to 60 °C, at max. 70% relative humidity
Vibration Resistance	According to IEC 60068-2-6, Test Fc
Contact Resistance	<5mΩ
Dielectric Strength	> 3kV, 50 Hz, 1 min.
Impulse withstand Voltage	> 4kV between life parts
Insulation Resistance	(500 V DC/1 min): >10 MΩ between live parts of different potentials
Solderability	245°C/3 sec. according to IEC 60068-2-20, Test Ta, method 1
Soldering Heat Resistance	260°C/10 sec. according to IEC 60068-2-20, test Tb method 1
Minimum Cross Section	Conducting path - 0.2mm ²
Torque/fixing screw	Max. 0.3 Nm

Note: If used with covers, refer to [Fuseology](#) for information on proper fuse block re-rating.

Agency Approval

Agency	Agency File Number
	40001499
	E70164

Additional Information



Datasheet



Resources



Samples

Ordering Information

Part Number	Description	Packaging
65600001009	Fuse Block - "A" dimension 22.5mm	Bulk Pack (100 Pcs)
65600001409	Fuse Block - "A" dimension 25mm	Bulk Pack (100 Pcs)
65900000009	Fuse Holder Cover - Transparent plastic	Bulk Pack (100 Pcs)
660000001009	Fuse Holder Cover - Opaque plastic, suitable for infrared (IR) reflow soldering process	Bulk Pack (100 Pcs)