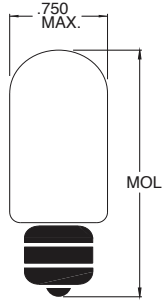
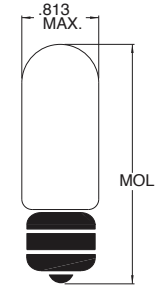
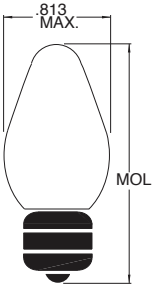
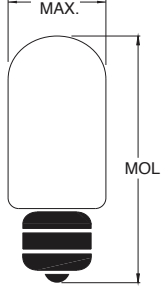
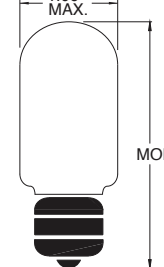


Electrical Industry Lamps

	Part Number	Operating Voltage	Design Watts	Initial MSCP	Average Life Hours	M.O.L. (inches)	Base
T-6 	15T6/60V	60	15.0	9.5	2,000	3.062	Candelabra Screw
	15T6/120V	115-125	15.0	9.1	2,000	3.062	Candelabra Screw
	15T6DC/120V	115-125	15.0	9.1	2,000	3.062	Double Contact Bayonet
	15T6/145V	140-150	15.0	9.4	2,000	3.062	Candelabra Screw
T-6 1/2 	20T6-1/2N/120V	120	20.0	7.2	-	5.500	Intermediate Base
	20T6-1/2DC/120V	120	20.0	7.2	-	5.500	Double Contact Bayonet
	25T6-1/2N/120V	115-125	25.0	20.0	1,000	5.500	Intermediate Base
C-7 	4C7/120V	115-125	4.0	1.3	3,000	2.125	Candelabra Screw
	7C7/120V	115-125	7.0	3.6	3,000	2.125	Candelabra Screw
	7C7DC/120V	115-125	7.0	3.6	3,000	2.125	Double Contact Bayonet
	10C7/120V	115-125	10.0	4.5	1,500	2.125	Candelabra Screw
	10C7DC/120V	115-125	10.0	4.5	1,500	2.187	Double Contact Bayonet
T-7 	15T7/120V	115-125	15.0	9.1	2,000	2.250	Candelabra Screw
	15T7N/120V	115-125	15.0	9.1	2,000	2.250	Intermediate Base
	15T7DC/120V	115-125	15.0	9.1	2,000	2.250	Double Contact Bayonet
	20T7N/120V	115-125	20.0	8.0	2,000	2.250	Intermediate Screw
	30T7N/120V	115-125	20.0	10.0	2,000	2.250	Intermediate Screw
T-8 	15T8/120V	115-125	15.0	11.9	1,000	2.625	Candelabra Screw
	15T8N/120V	115-125	15.0	11.9	1,000	2.625	Intermediate Screw
	25T8/120V	115-125	25.0	18.7	1,000	2.625	Candelabra Screw
	25T8N/120V	115-125	25.0	18.7	1,000	2.625	Intermediate Screw
	25T8DC/120V	115-125	25.0	18.7	1,000	2.625	Double Contact Bayonet
	25T8DC/130V	130	25.0	18.7	1,000	2.625	Double Contact Bayonet
	25T8N/230V	230	25.0	16.8	-	2.625	Intermediate Screw
	25T8DC/230V	230	25.0	16.8	-	2.625	Double Contact Bayonet