



ETA-USA

HIGH QUALITY SWITCHING POWER SUPPLIES

AC/DC SWITCHING DESKTOP ADAPTER
POWER SUPPLY
SINGLE OUTPUT / UNIVERSAL RANGE INPUT
65 WATTS
CEC V

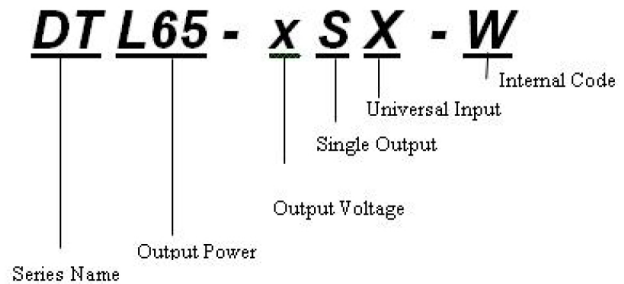
DTL65-xSX-W Series



Dimension: L108×W47×H29mm



General Description



Features

1. High Reliability
2. 100% BURN-IN Tested
3. 100% Hi-Pot tested
4. Safety Approvals, EMC compliance
5. Meets **CEC V**, Energy star Requirements



Input

Input Voltage Range:	90-264VAC
Frequency:	47-63Hz
Input Current:	2A max.
Inrush Current:	30A peak @ 115VAC 60A peak @ 230VAC (Cold start @25°C)*
Efficiency :	5~48V>80% @ full load, 115VAC

Output Characteristic	Unit	DTL65-05SX-W	DTL65-12SX-W	DTL65-15SX-W	DTL65-19SX-W	DTL65-24SX-W	DTL65-36SX-W	DTL65-48SX-W
		Output Voltage	Vdc	5	12	15	19	24
Output Current	A	8	5	4	3.4	2.7	1.8	1.35
Output Power	W	40	60	60	64.6	64.8	64.8	64.8
O/P Regulation	%	5	3	3	3	2	2	2
Line Regulation	%	<1%						
Ripple & Noise (Vp-p)*	mVp-p	240	240	150	150	150	150	150
LPS				•	•	•	•	•
Green functions		no load < 750mW						
Hold-up time	mS	>10ms typical at full load @ 115VAC						

1. Peak-to-peak with 20MHz bandwidth with a tantalum 10uF in parallel with a 0.1uF ceramic capacitor.
2. X = 0, AC INLET : IEC 320-C8 (2PIN), X = 1, AC Inlet : IEC 320-C6 (3PIN)



ETA USA
16170 Vineyard Blvd. Suite 180, Morgan Hill, CA 95037
Phone: 1-800-ETA-POWER, (408) 778-2793 Fax: (408) 779-2753

Visit us at: www.eta-usa.com
email at: sales@eta-usa.com



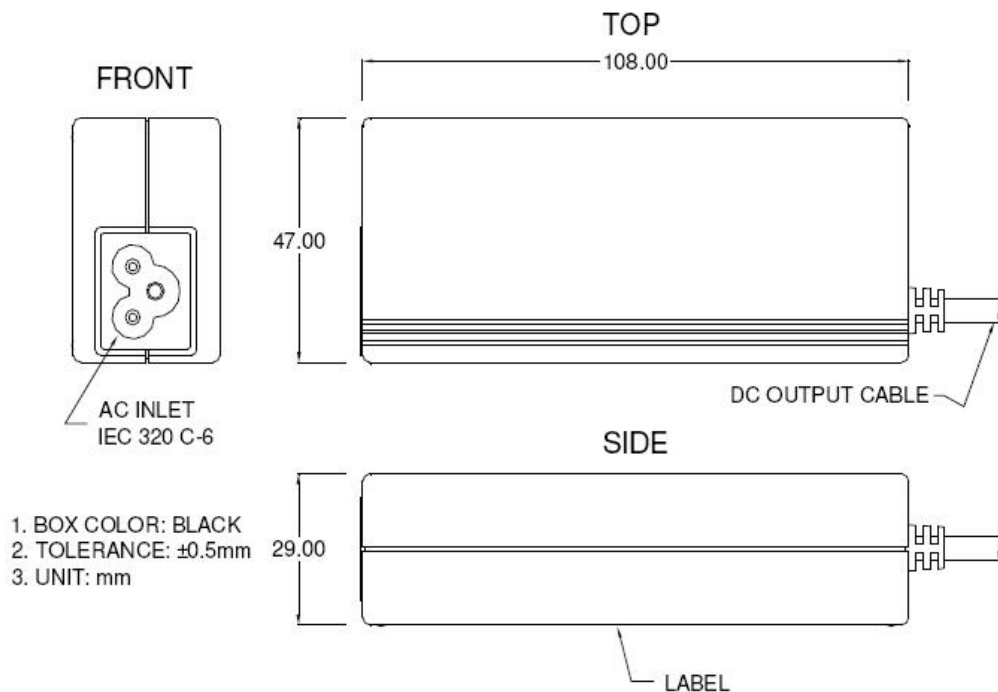
ETA-USA

HIGH QUALITY SWITCHING POWER SUPPLIES

Environmental Specification	
Operating Temperature	0 to +40°C
Storage Temperature	-10 to +70°C
MTBF demonstrated	>80'000 hours at full load and 25 °C ambient temperature
Environmental Agencies	
Safety Standards	UL 60950 CSA 22.2-No.60950-1 TUV EN60950-1 CB IEC 60950-1
EMC Standards	CISPR 22 Class B, FCC Part 15 Class B, EN 55022 Class B, EN 55024, CE
Protection	
Short circuit protection	Auto restart type
Over Voltage Protection	Safe restart
Over power protection	Auto restart
Mechanical	
Dimension [mm]: L108×W47×H29mm	
2PIN OR 3PIN ARE AVAILABLE	
AC Input : IEC 320-C8 or IEC 320-C6 Inlet	

DIMENSION DIAGRAM (mm)

AC INLET : IEC 320-C6 (3PIN)



ETA USA
16170 Vineyard Blvd. Suite 180, Morgan Hill, CA 95037
Phone: 1-800-ETA-POWER, (408) 778-2793 Fax: (408) 779-2753

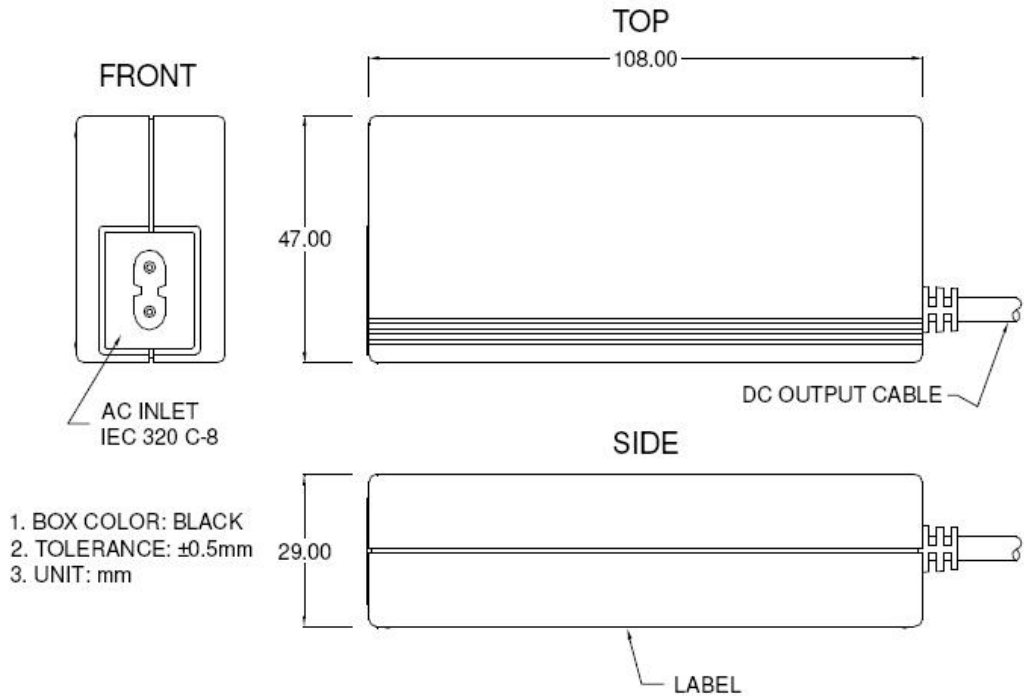
Visit us at: www.eta-usa.com
email at: sales@eta-usa.com



ETA-USA

HIGH QUALITY SWITCHING POWER SUPPLIES

AC INLET : IEC 320-C8 (2PIN)



STANDARD OUTPUT CABLE

1. AWM 1185#18AWG 1C+SHIELDING, UL 80°C 300V VW-1, 1500mm.
2. AWM 1571#16AWG 1C+SHIELDING, UL 80°C 30V VW-1, 1500mm.
3. Depends on customers requirements.

