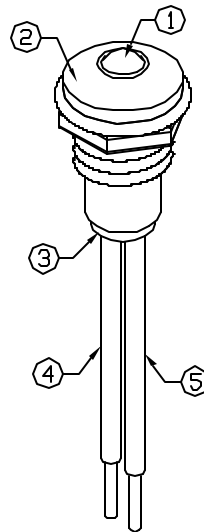
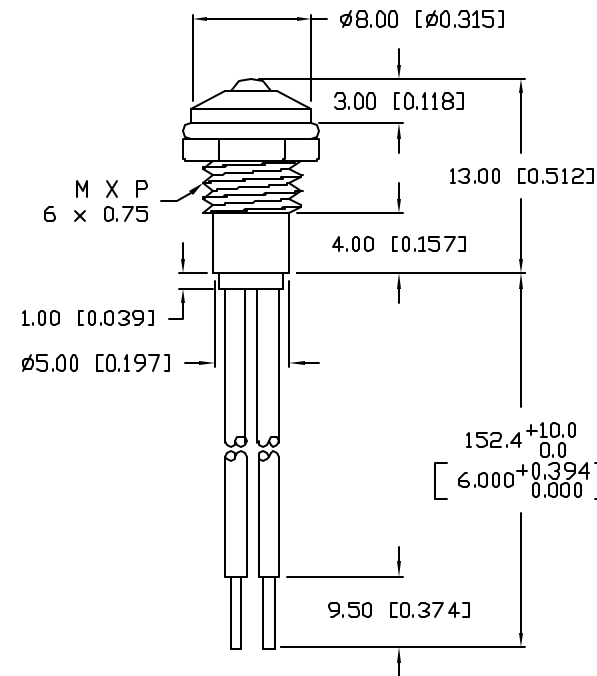
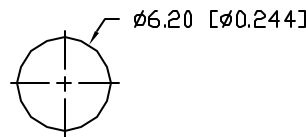


UNCONTROLLED DOCUMENT



PANEL CUTOUT



NOTES:

1. SSL-LX3054YD, YELLOW LED, TRIM LEADS TO 5mm.
2. SSI-LXR3612 HOLDER, CHROME FINISH.
3. SSH-LXH1612BSC, BUSHING, INSERT AND CRIMP.
4. ANODE LEAD: LXP-WST26RDT0C, 26 AWG. STRANDED, RED INSULATION, CUT TO 157mm LONG, STRIP ENDS 2mm AND 9.5mm.
5. CATHODE LEAD: LXP-WST26BLT0C, 26 AWG. STRANDED, BLACK INSULATION, CUT TO 157mm LONG, STRIP ENDS 2mm AND 9.5mm.
6. SOLDER LED LEADS TO WIRE LEADS.

\*UNLESS OTHERWISE SPECIFIED TOLERANCES PER DECIMAL PRECISION ARE: X=±1 (±0.039), XX=±0.5 (±0.020), XXX=±0.25 (±0.010), XXXX=±0.127 (±0.005). LEAD SIZE=±0.05 (±0.002), LEAD LENGTH=±0.75 (±0.030), MIN.=<sup>+0.00</sup>/<sub>-0.00</sub> DECIMAL PRECISION, MAX.=<sup>+0.00</sup>/<sub>-0.00</sub> DECIMAL PRECISION

PART NUMBER  
SSI-LXR3612YD-150

REV.  
E

REV.	E.C.N. NUMBER AND REVISION COMMENTS	DATE
A	UPDATED SAFE OPER. SPECS.	11.17.92
B	UPDATED SAFE OPER. SPECS AND NOTES.	9.19.94
C	UPDATED DWG AND NOTES.	5.16.95
D	CHG'D WIRE SIZE.	6.23.95
E	E.C.N. #10BRDR. & REDRAWN IN 3D.	10.30.01

ELECTRO-OPTICAL CHARACTERISTICS T <sub>A</sub> =25°C I <sub>f</sub> =20mA					
PARAMETER	MIN	TYP	MAX	UNITS	TEST COND
PEAK WAVELENGTH		585		nm	
FORWARD VOLTAGE		2.1	2.5	V <sub>f</sub>	
REVERSE VOLTAGE	5.0			V <sub>r</sub>	I <sub>f</sub> =100µA
AXIAL INTENSITY		30		mcd	I <sub>f</sub> =20mA
VIEWING ANGLE		60		2x theta	
EMITTED COLOR:	YELLOW				
EPOXY LENS FINISH:	YELLOW DIFFUSED				

LIMITS OF SAFE OPERATION AT 25°C		
PARAMETER	MAX	UNITS
PEAK FORWARD CURRENT*	150	mA
STEADY CURRENT	30	mA
POWER DISSIPATION	100	mW
DERATE FROM 25°C	-1.6	mW/°C
OPERATING, STORAGE TEMP.	-40 TO +85	°C

\* t<10µS

UNCONTROLLED DOCUMENT

REV. PART NUMBER  
E SSI-LXR3612YD-150

CONFIDENTIAL INFORMATION  
THE INFORMATION CONTAINED IN THIS DOCUMENT IS THE PROPERTY OF LUMEX INC. EXCEPT AS SPECIFICALLY AUTHORIZED IN WRITING BY LUMEX INC, THE HOLDER OF THIS DOCUMENT SHALL KEEP ALL INFORMATION CONTAINED HEREIN CONFIDENTIAL AND SHALL PROTECT SAME IN WHOLE OR IN PART FROM DISCLOSURE AND DISSEMINATION TO ALL THIRD PARTIES.



290 E. HELEN ROAD  
PALATINE, IL 60067-6976  
PHONE: +1.847.359.2790  
US WEB: www.lumex.com  
TW WEB: www.lumex.com.tw

T-3mm (T-1) 585nm YELLOW LED PANEL INDICATOR,  
YELLOW DIFFUSED LENS, WITH 6" WIRE LEADS.

RELIABILITY NOTE  
OUR MANY YEARS OF EXPERIENCE DATA ACCUMULATION INDICATE THAT SOLDER HEAT IS A MAJOR CAUSE OF EARLY AND FUTURE FAILURE. PLEASE PAY ATTENTION TO YOUR SOLDERING PROCESS.

DRAWN BY: BC CHECKED BY: APPROVED BY: DATE: 10.12.92  
PAGE: 1 OF 1  
SCALE: N/A