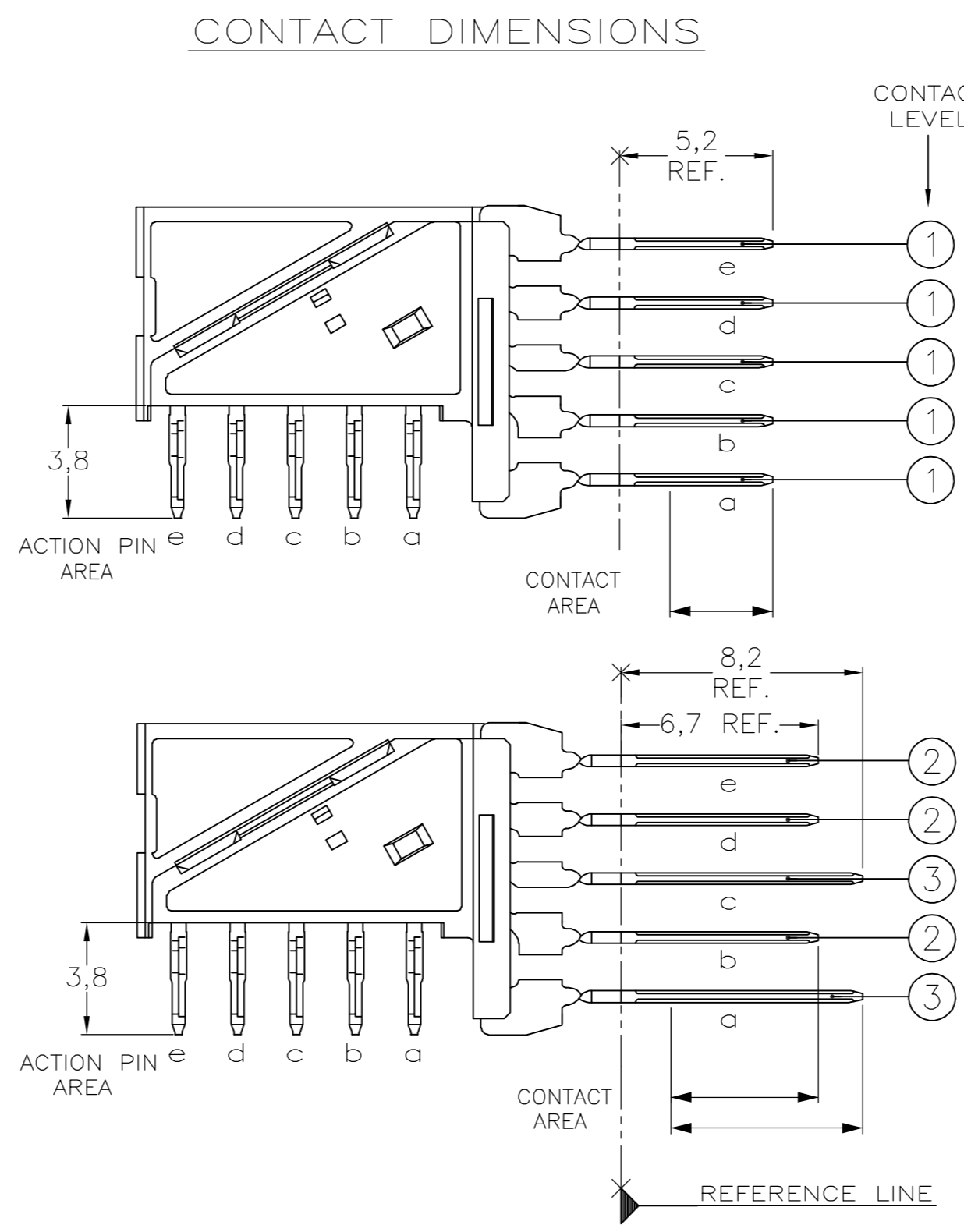
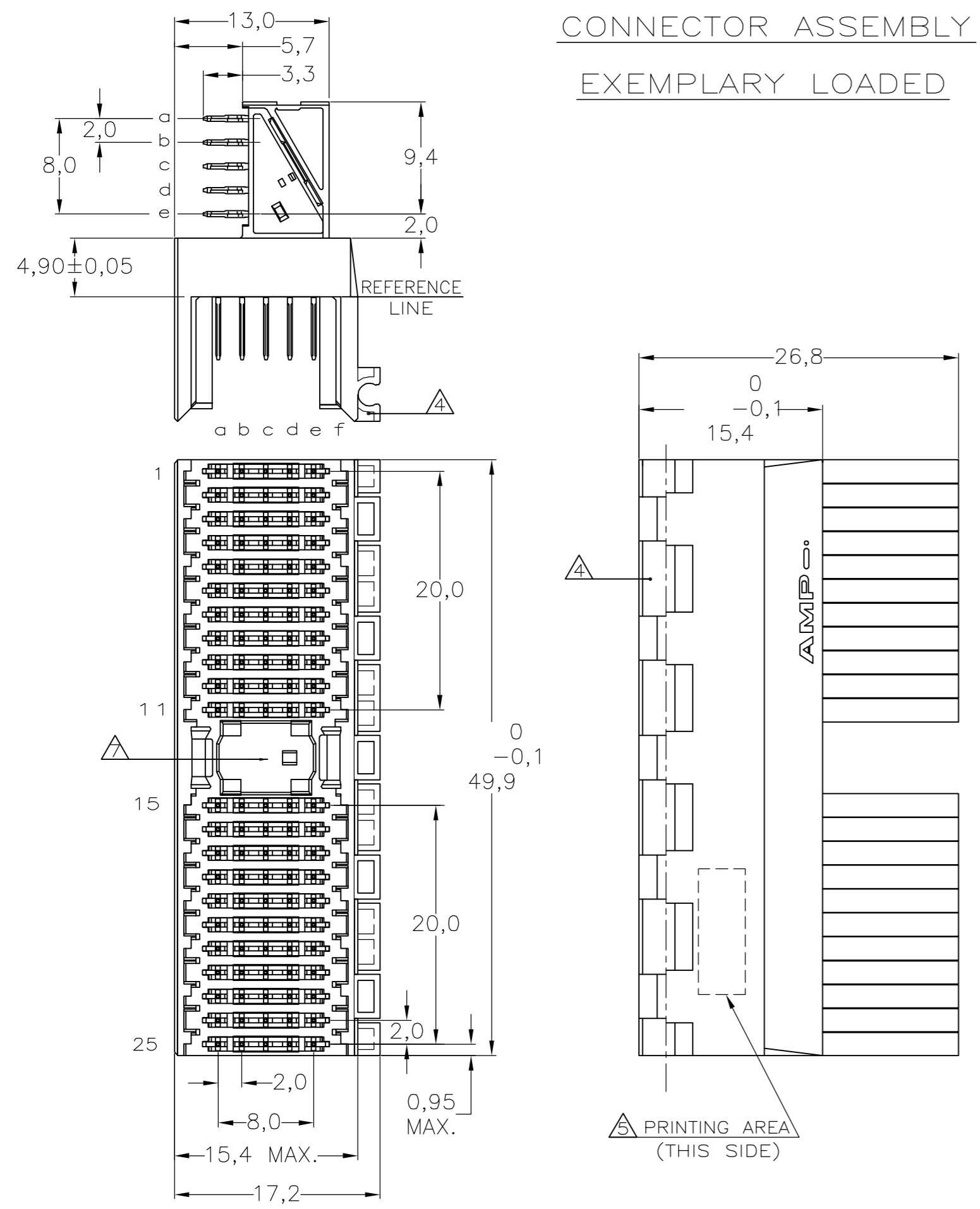
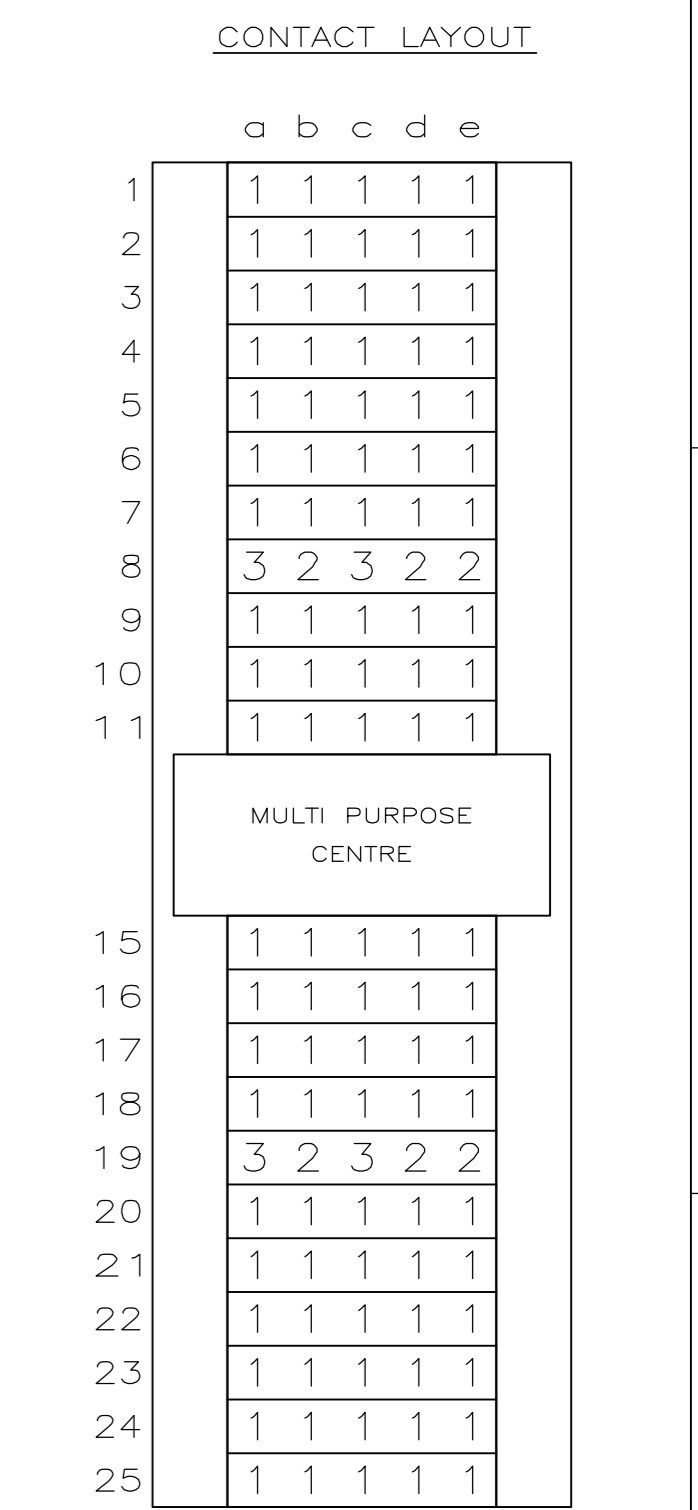
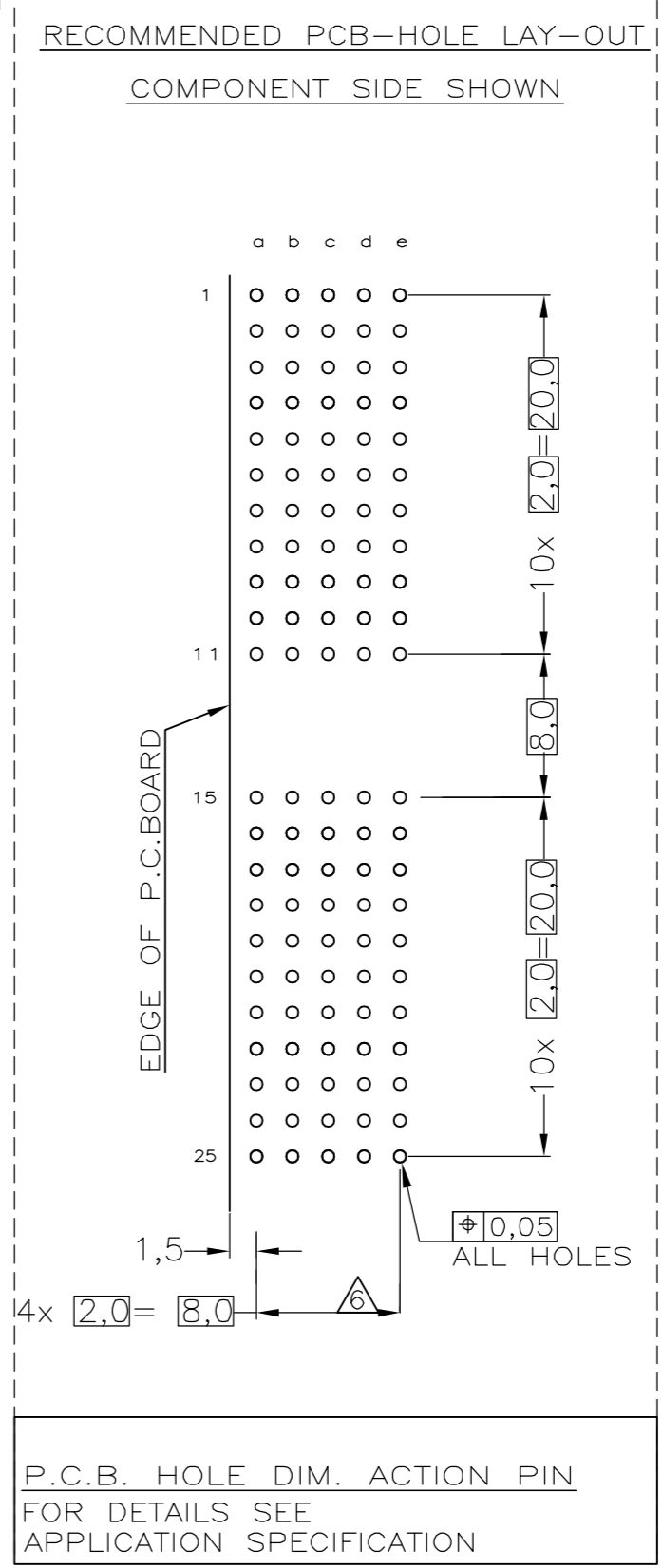


THIS DRAWING IS UNPUBLISHED. RELEASED FOR PUBLICATION  
 © COPYRIGHT BY TYCO ELECTRONICS CORPORATION. ALL RIGHTS RESERVED.



Loc	DIST	REVISIONS					
		P	LTR	DESCRIPTION	DATE	DWN	APVD
H	-		J	EHC0-0195-04	06-07-04	DvdB	BM
			K	EH10-0680-05	06-06-05	BSV	BM
			K1	ECR-06-002635	07-02-06	BSV	BM



- NOTES:**
- 1 MATERIAL HOUSING : GREY GLASSFILLED POLYESTER UL-RATING V0
  - 2 CONTACT : PHOSPHORBRONZE
  - 3 GENERAL PLATING SPECIFICATION: UNDERPLATING (ENTIRE CONTACT): 1,27µm NICKEL MIN. AND ACTION PIN: 0,5µm TIN-LEAD MIN. FOR PLATING OF MATING SURFACES SEE APPLICABLE SPECIFICATION REFERENCE FOR EACH DASH NUMBER.
  - 4 CONFORMS TO ALL TESTING ACCORDING IEC 61076-4-101 PERFORMANCE LEVEL 2.
  - 5 CONNECTOR ASSEMBLY WITH LATCH HINGE FOR CABLE CONNECTOR.
  - 6 CONNECTOR PRINTED WITH PARTNUMBER AND DATECODE
  - 7 PLATED-THROUGH HOLES AT 2x2mm SQUARE GRID.
  - 8 AREA FOR KEYING PART (BASIC PART NUMBER 100525).

2 3	1	1-106430-1	4
2 3	1	106430-1	
CONTACT FINISH		MATERIAL	PART NUMBER

THIS DRAWING IS A CONTROLLED DOCUMENT.

DIMENSIONS: MM	TOLERANCES UNLESS OTHERWISE SPECIFIED:	DWN 15DEC97 L.V.D.HEIJDEN	Tyco Electronics Corporation s-HertogenBosch, Netherlands,
		CHK 15DEC97 D.TRUREN	
		APVD F.v.KONINGSBRUGGE	NAME
		PRODUCT SPEC	Z-PACK 2MM HM TYPE A 110 POS. RIGHT ANGLE MALE CONNECTOR ASSEMBLY
MATERIAL	FINISH	APPLICATION SPEC 114-19029	SIZE CAGE CODE DRAWING NO RESTRICTED TO
		WEIGHT	A2 00779 C=106430
CUSTOMER DRAWING		SCALE NTS	SHEET 1 OF 1 REV K1