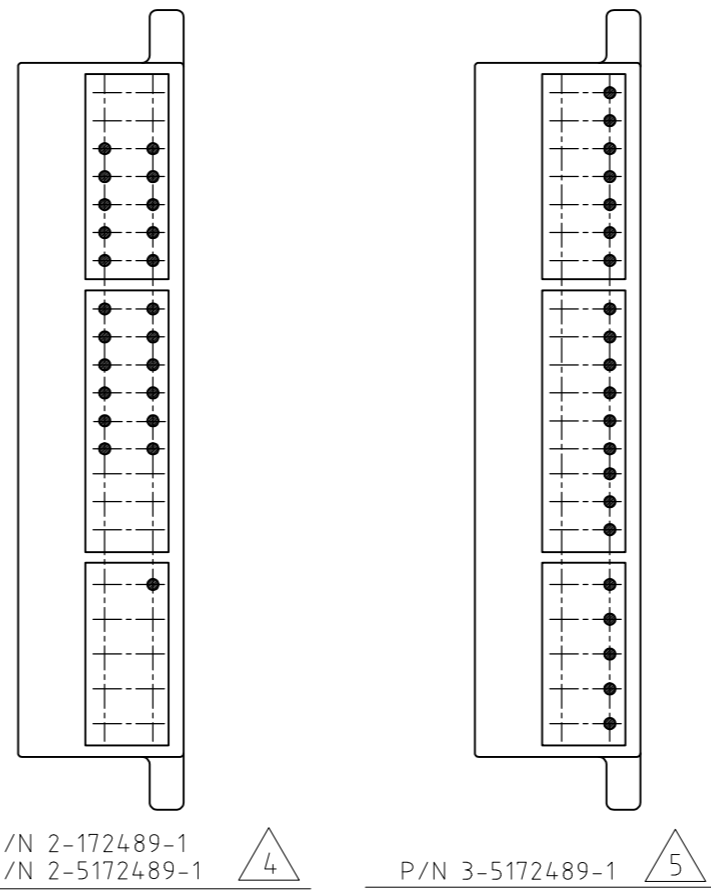
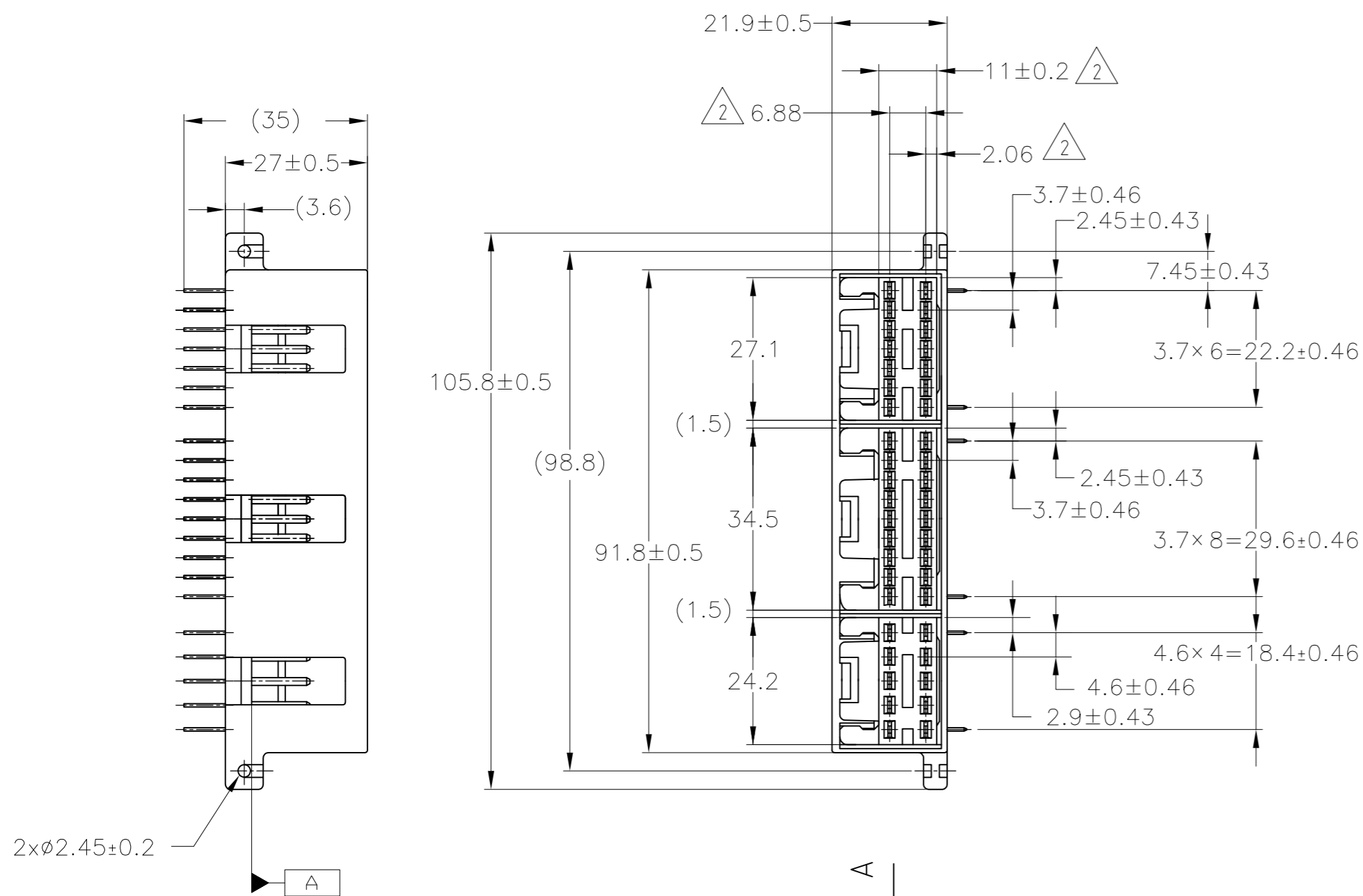
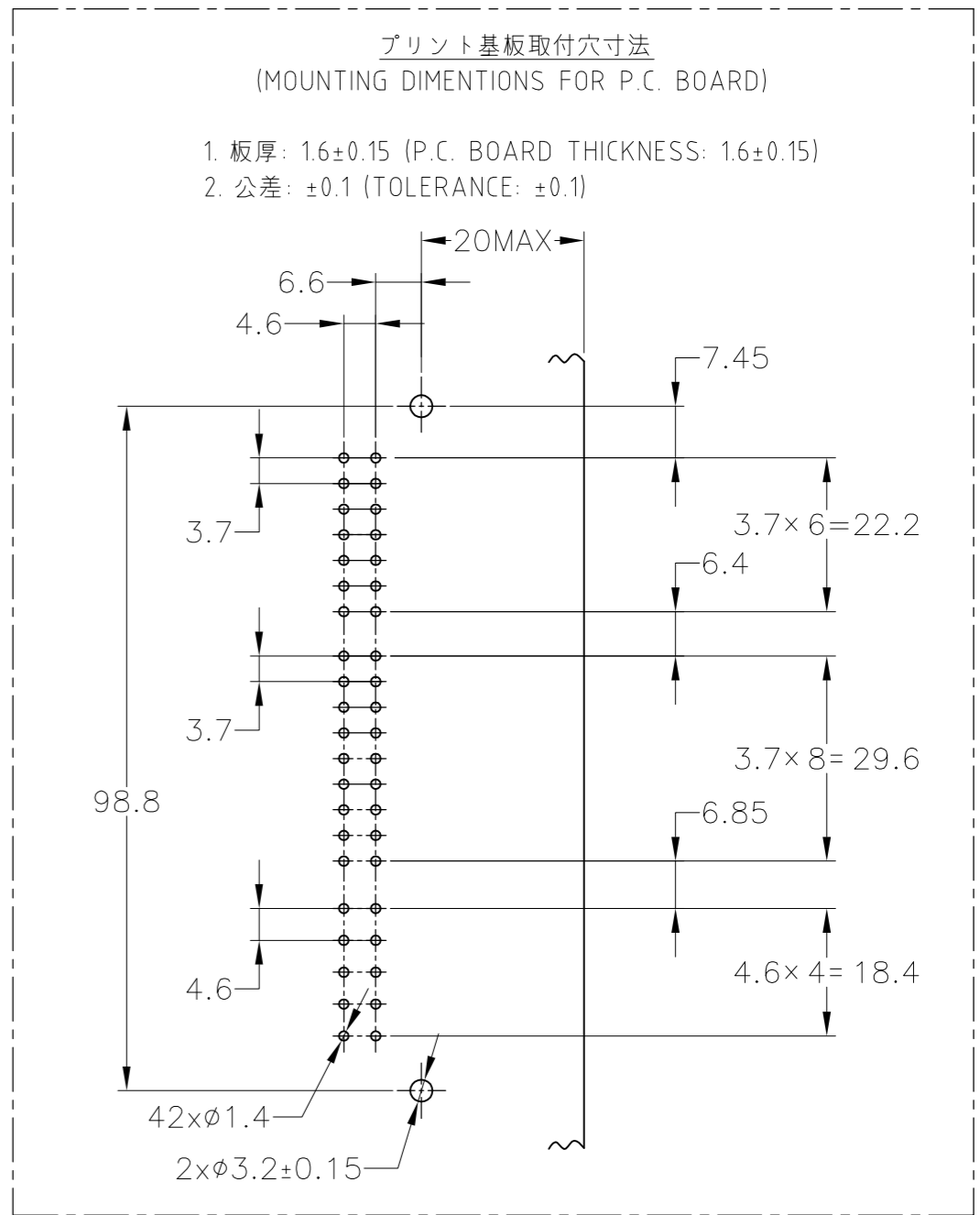


THIS DRAWING IS UNPUBLISHED. RELEASED FOR PUBLICATION  
 © COPYRIGHT 2016 Tyco Electronics Japan G.K. ALL RIGHTS RESERVED.

REVISIONS					
P	LTR	DESCRIPTION	DATE	DWN	APVD
D4		OBsolete 3--1 ECR-16-003021	16AUG16	KF	HY



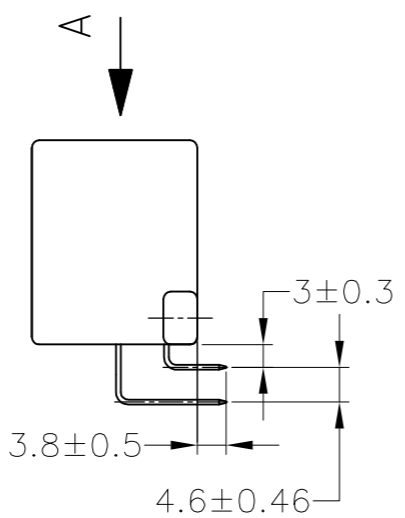
VIEW FROM "A" DIRECTION  
 (LAYOUT OF GOLD PL CONTACT)  
 (A矢印方向から見た金めっきコンタクト配置図)  
 ● GOLD PL CONTACT



プリント基板取付穴寸法  
 (MOUNTING DIMENSIONS FOR P.C. BOARD)  
 1. 板厚: 1.6±0.15 (P.C. BOARD THICKNESS: 1.6±0.15)  
 2. 公差: ±0.1 (TOLERANCE: ±0.1)

- THE MATING COUNTERPART P/N:  
 10POSITION:172315  
 14POSITION:172354  
 18POSITION:172316
- TO BE MEASURED WITHIN 2mm FROM A
- SOLDERING AFTER MOUNTING P.C.BOARD, SECURE BY USING M3, PAN HEAD TAPPING SCREW PER JIS B1115 (CLASS 1).

- 嵌合する相手ハウジング型番:  
 10極:172315  
 14極:172354  
 18極:172316
- 2 A 面より2mmの範囲で測定のこと
- プリント基板への取付はM3のタッピンネジ(JIS B1115 1種)で締付けた後、はんだ付けをする



OBsolete	SELECTIVE TIN (MATTE)	SELECTIVE GOLD × 23	PBT G.F.	NATURAL 自然色	<span style="border: 1px solid black; padding: 0 2px;">4</span>	2-5172489-1
		PRE-TIN × 19				
	SELECTIVE TIN (MATTE)	SELECTIVE GOLD × 21	PBT G.F.	NATURAL 自然色	<span style="border: 1px solid black; padding: 0 2px;">5</span>	3-5172489-1
		PRE-TIN × 21				
OBsolete	SELECTIVE TIN (MATTE)	SELECTIVE GOLD × 42	PBT G.F.	YELLOW 黄色		1-5172489-7
	SELECTIVE TIN (MATTE)	SELECTIVE GOLD × 42	PBT G.F.	GRAY 灰色		1-5172489-6
	TIN-LEAD	SELECTIVE GOLD × 21	PBT G.F.	NATURAL 自然色	<span style="border: 1px solid black; padding: 0 2px;">5</span>	3-172489-1
	TIN-LEAD	SELECTIVE GOLD × 23	PBT G.F.	NATURAL 自然色	<span style="border: 1px solid black; padding: 0 2px;">4</span>	2-172489-1
OBsolete		PRE-TIN × 19				
	TIN-LEAD	SELECTIVE GOLD × 42	PBT G.F.	YELLOW 黄色		1-172489-7
	TIN-LEAD	SELECTIVE GOLD × 42	PBT G.F.	GRAY 灰色		1-172489-6
		PRE-TIN × 42	PBT G.F.	YELLOW 黄色		172489-7
OBsolete		PRE-TIN × 42	PBT G.F.	GRAY 灰色		172489-6
	SOLDERING SIDE 引出付け部	CONTACT SIDE 接触部側	MATERIAL 材料	COLOR 色	PART NUMBER 製品型番	
		CONTACT FINISH 接触部側仕上				

TOLERANCES UNLESS OTHERWISE SPECIFIED: 一般公差	
10±	±0.2
30±	±0.25
100±	±0.3
ANGLE	3°

THIS DRAWING IS A CONTROLLED DOCUMENT.

DIMENSIONS: 単位: 寸 mm

TOLERANCES UNLESS OTHERWISE SPECIFIED: 一般公差

MATERIAL 材料: TAB CONTACT:BRASS HOUSING:PBT

FINISH 仕上: SEE TABLE

DWN: S.FUJITA 17JUL08  
 CHK: T.SHINOHARA 22JUL08  
 APVD: K.BETSUI 22JUL08

PRODUCT SPEC 製品規格  
 APPLICATION SPEC 取付適用規格

WEIGHT 34.4 g

CUSTOMER DRAWING

TE Connectivity

42POSITION CAP HOUSING ASSY PULSE LOCK CONNECTOR

SIZE: A2 CAGE CODE: 00779 DRAWING NO: C=172489 RESTRICTED TO: -

SCALE: 1:1 SHEET: 1 OF 1 REV: D4