

6

5

4

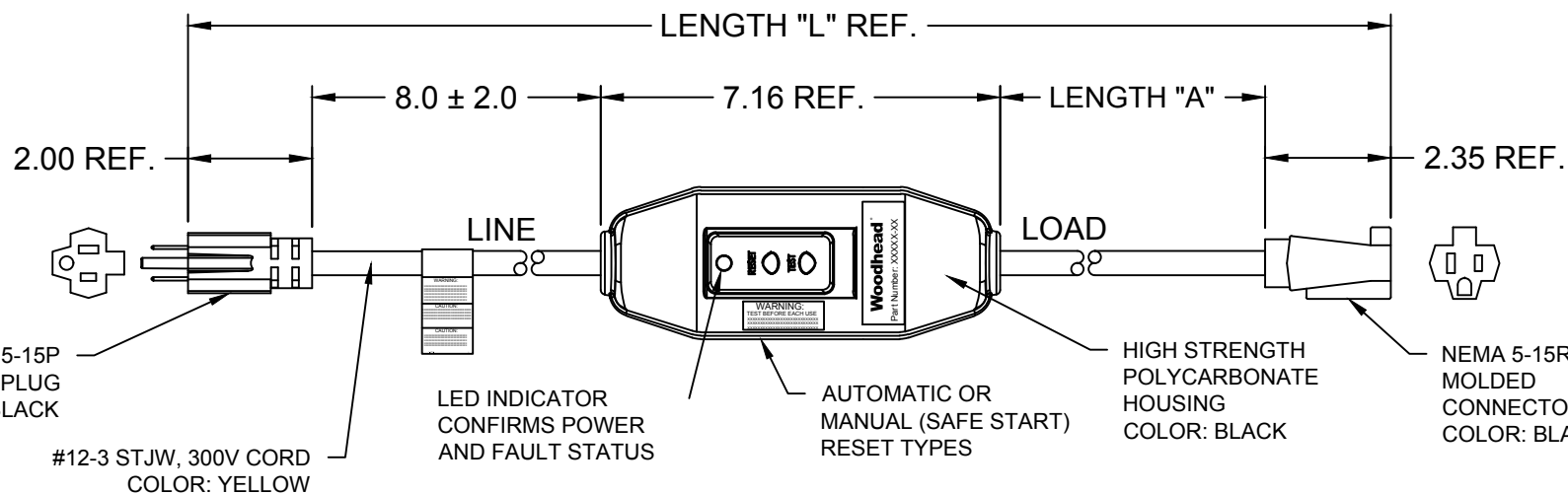
3

2

1

E

E

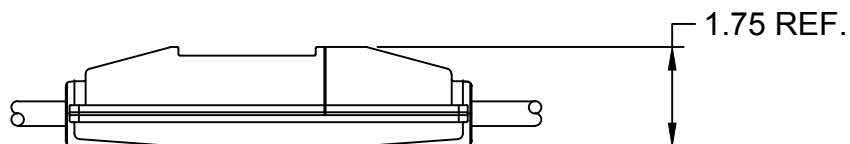


D

D

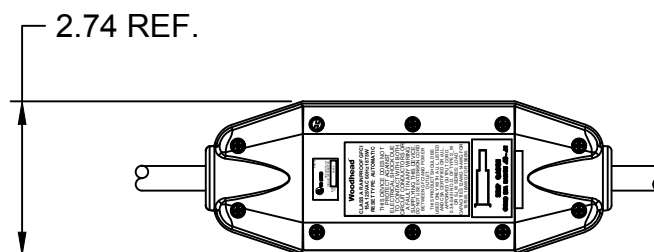
C

C



B

B



MATERIAL NO.	ENGINEERING NO.	LENGTH "L"	LENGTH "A"	POWER-UP
1301530020	15050-1A	2 FT 7.5 IN	1 FT ± 1 IN	AUTO
1301530037	15050-6A	7 FT 7.5 IN	6 FT ± 2 IN	AUTO
1301530023	15050-25A	26 FT 7.5 IN	25 FT ± 2 IN	AUTO
1301530031	15050-50A	51 FT 7.5 IN	50 FT ± 4 IN	AUTO
1301530021	15050-1M	2 FT 7.5 IN	1 FT ± 1 IN	MANUAL
1301530038	15050-6M	7 FT 7.5 IN	6 FT ± 2 IN	MANUAL
1301530024	15050-25M	25 FT 7.5 IN	25 FT ± 2 IN	MANUAL
1301530032	15050-50M	50 FT 7.5 IN	50 FT ± 4 IN	MANUAL

TECHNICAL:

LISTED:
 RATED SUPPLY VOLTAGE:
 RATED CURRENT:
 RESET TYPE:
 OPERATING FREQUENCY:
 TYPE:
 GROUND TRIP CURRENT:
 OVERLOAD CURRENT:
 INSULATION VOLTAGE:
 ENDURANCE OPERATIONS:

UL AND cUL
 120 VAC
 UP TO 15 AMPS OR CABLE RATING
 AUTOMATIC OR MANUAL
 60 Hz
 CLASS A
 4-6 mA
 90 AMP 125 VAC
 1,500 VRMS - 1 MINUTE
 3000 OPERATIONS

A

A

INITIAL RELEASE EC NO: IFC2013-1078 DRWN: HRUIZ01 2013/02/06 CHKD: HKNEELAN 2014/07/22 APPR: JFMURPHY 2015/04/20	DESCRIPTION REV A	QUALITY SYMBOLS =0 =0	GENERAL TOLERANCES (UNLESS SPECIFIED)		DIMENSION STYLE INCH		SCALE NTS	DESIGN UNITS INCH	THIRD ANGLE PROJECTION
			4 PLACES	mm	INCH	DRAWN BY HRUIZ01	DATE 2013/02/06	TITLE 120V 15A INLINE GFCI W/ MOLDED PLUG & CONN NEMA 5-15 MOLEX INCORPORATED	
			3 PLACES	±---	±---	CHECKED BY HKNEELAN	DATE 2014/07/22		
			2 PLACES	±0.13	±0.010	APPROVED BY JFMURPHY	DATE 2015/04/20		
1 PLACE	±0.25	±0.020	MATERIAL NO. SEE TABLE	DOCUMENT NO. SD-130153-013					
DRAFT WHERE APPLICABLE MUST REMAIN WITHIN DIMENSIONS			ANGULAR ±1/2°		SIZE A		THIS DRAWING CONTAINS INFORMATION THAT IS PROPRIETARY TO MOLEX INCORPORATED AND SHOULD NOT BE USED WITHOUT WRITTEN PERMISSION		

6

5

4

3

2

1