



## Main

Range of product	OsiSense XX
Sensor type	Ultrasonic sensor
Series name	General purpose
Sensor name	XXB
Sensor design	Flat form 18 x 33 x 60 + cylindrical M18
Detection system	Reflex
[Sn] nominal sensing distance	1.64 ft (0.5 m) adjustable with remote teach push-button
Material	Plastic
Type of output signal	Discrete
Discrete output function	1 NO
Wiring technique	4-wire
Discrete output type	PNP
[Us] rated supply voltage	12...24 V DC with reverse polarity protection
Electrical connection	Male connector M12 4 pins
[Sd] sensing range	0...1.67 ft (0...0.508 m)
Beam angle	12 °
IP degree of protection	IP67 conforming to IEC 60529

## Complementary

Enclosure material	Valox
Front material	Epoxy
Supply voltage limits	10...28 V DC
[Sa] assured operating distance	0...1.67 ft (0...0.508 m) (teach mode)
Maximum differential travel	0.1 in (2.5 mm)
Blind zone	0...6.5 in (0...165 mm)
Transmission frequency	300 kHz
Repeat accuracy	1.27 %
Deviation angle from 90° of object to be detected	-7...7 °
Minimum size of detected object	Cylinder diameter 2.5 mm at 0.49 ft (0.15 m) Flat bar 1 mm wide at 0.49 ft (0.15 m)
Status LED	1 LED (green/yellow) supply on/output state
Current consumption	40 mA
Maximum switching current	100 mA with overload and short-circuit protection
Voltage drop	< 1 V
Switching frequency	<= 40 Hz
Delay first up	100 ms
Delay response	10 ms
Delay recovery	10 ms
Marking	CE
Height	1.73 in (44 mm)
Width	0.71 in (18 mm)
Depth	2.36 in (60 mm)

## Environment

standards	IEC 60947-5-2
product certifications	UL
ambient air temperature for operation	-4...149 °F (-20...65 °C)

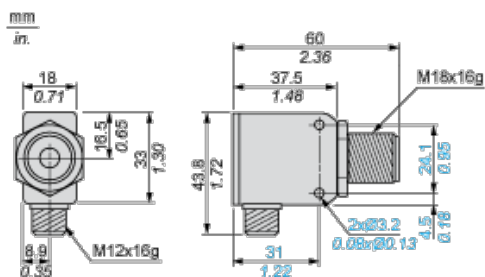
The information provided in this documentation contains general descriptions and/or technical characteristics of the products contained herein. This documentation is not intended as a substitute for and is not to be used for determining suitability or reliability of these products for specific user applications. It is the duty of any such user or integrator to perform the appropriate and complete risk analysis, evaluation and testing of the products with respect to the relevant specific application or use thereof. Neither Schneider Electric Industries SAS nor any of its affiliates or subsidiaries shall be responsible or liable for misuse of the information contained herein.

ambient air temperature for storage	-40...176 °F (-40...80 °C)
vibration resistance	+/-1 mm conforming to IEC 60068-2-6 10...55 Hz
shock resistance	30 gn in all 3 axes 11 ms conforming to IEC 60068-2-27
resistance to electrostatic discharge	8 kV level 4 conforming to IEC 61000-4-2
resistance to electromagnetic fields	9.14 V/yd (10 V/m) level 3 conforming to IEC 61000-4-3
resistance to fast transients	1 kV level 3 conforming to IEC 61000-4-4

## Offer Sustainability

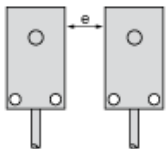
Not Green Premium product	Not Green Premium product
WARNING: This product can expose you to chemicals including:	WARNING: This product can expose you to chemicals including:
Diisononyl phthalate (DINP), which is known to the State of California to cause cancer, and	Diisononyl phthalate (DINP), which is known to the State of California to cause cancer, and
Di-isodecyl phthalate (DIDP), which is known to the State of California to cause birth defects or other reproductive harm.	Di-isodecyl phthalate (DIDP), which is known to the State of California to cause birth defects or other reproductive harm.
For more information go to <a href="http://www.p65warnings.ca.gov">www.p65warnings.ca.gov</a>	For more information go to <a href="http://www.p65warnings.ca.gov">www.p65warnings.ca.gov</a>

## Dimensions



## Minimum Mounting Distances

### Side by side

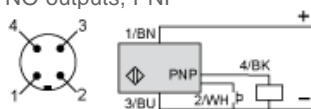


e : respect the distances indicated on the detection curves

## Wiring Diagram

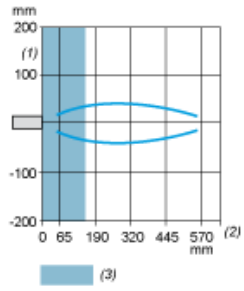
### 3-Wire Type

NO outputs, PNP



- (1) (+)
  - (2) Teach input (WH)
  - (3) (-)
  - (4) Output
- BN Brown  
 WH White  
 BU Blue  
 BK Black

## Curves



- (1) Parallel movement
- (2) Distance
- (3) Blind zone for reflex sensors.