

# RP135 Series

## High Performance Single Stage Power Line Filters



### 1 A to 200 A Chassis Mount Filter

#### Specifications

Operating Frequency	50/60 Hz
Usable Frequency	DC - 400 Hz
Max. Operating Voltage*	250 V +10%
Ambient Temperature	-25 to 40°C
Climatic Category	25/100/21
Hipot Rating (L-G)	2700 VDC
Terminals (-T)	QD: 0.25 Tab (1-20 A) S: 30 A (M4) 60-100 A (M6) 150-200 A (M10)

Safety Approvals CSA, UR, EN60939

\*Available up to 300 VAC. Please contact us to verify specifications.



#### Electrical Schematic



#### Part Number/Ordering

RP135	-X (Amps)	-Y (Ycap, nF)	-T	Typ. Weight, lbs (kg)
	1	0	QD	0.1 (0.04)
	3	0.47	QD	0.1 (0.04)
	6	1	QD	0.1 (0.04)
	10	2.2	QD	0.1 (0.04)
	16	4.7	QD	0.5 (0.2)
	20	10	QD	0.5 (0.2)
	30	22	S	0.5 (0.2)
	60	100	S	2.8 (1.3)
	100		S	6.0 (2.7)
	150		S	6.0 (2.7)
	180		S	6.0 (2.7)
	200		S	6.0 (2.7)

**Note:** Use any combination of -Y with any -X (Amps) rating  
e.g. RP135-100-4.7-QD (100 Amps with 4.7 nF Ycap)

#### Leakage Current

Y-cap, nF	mA, 120 V/60 Hz	mA, 250 V/60 Hz
0	0.0	0.0
0.47	0.04	0.08
1	0.09	0.18
2.2	0.2	0.4
4.7	0.4	0.8
10	0.9	1.8
22	2.0	4.0
100	9.0	18.0

Specifications are subject to change. Consult factory to verify specifications.

For more information on our filter products call us at: (800) 527-4362 or (714) 289-0055  
LCR, Radius Power, and Filter Concepts are now part of Astrodyne TDI

# RP135 Series

## High Performance Single Stage Power Line Filters



### 1 A to 200 A Chassis Mount Filter

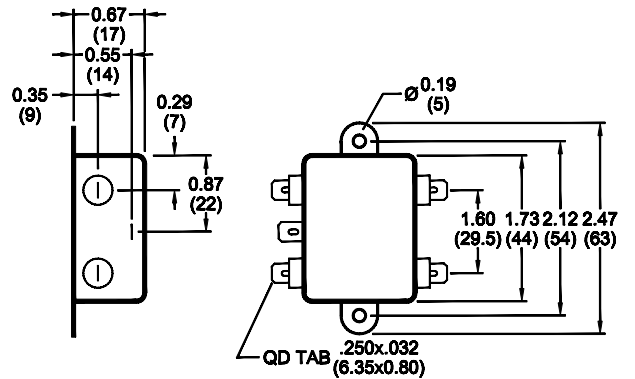
#### Typical Insertion Loss, dB (50/50 Ohm)

Freq (MHz)	0.15	0.5	1.0	10	30
<b>1 Amp</b>					
CM(dB)	40	50	50	45	40
DM(dB)	15	26	45	50	50
<b>3 Amp</b>					
CM(dB)	30	42	50	55	35
DM(dB)	18	30	40	55	50
<b>6 Amp</b>					
CM(dB)	20	30	36	55	40
DM(dB)	15	26	32	55	40
<b>10/16 Amp</b>					
CM(dB)	18	25	40	55	45
DM(dB)	15	25	40	65	50
<b>20 Amp</b>					
CM(dB)	24	38	45	50	50
DM(dB)	42	60	65	60	50

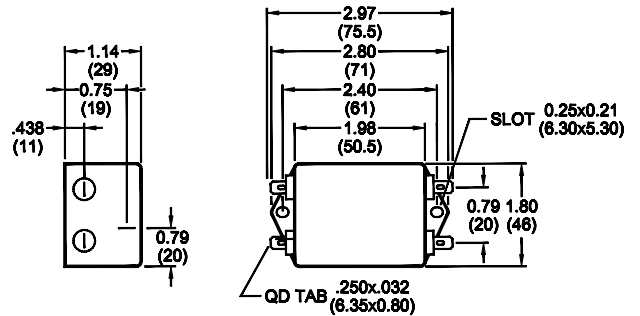
#### Mechanical Dimensions

TYPICAL TOLERANCE: +/-0.02" (0.50 mm)

##### 1/3/6/10 Amp



##### 16 Amp



##### 20 Amp



Specifications are subject to change. Consult factory to verify specifications.

For more information on our filter products call us at: (800) 527-4362 or (714) 289-0055  
 LCR, Radius Power, and Filter Concepts are now part of Astrodyne TDI

# RP135 Series

## High Performance Single Stage Power Line Filters



### 1 A to 200 A Chassis Mount Filter

#### Typical Insertion Loss, dB (50/50 Ohm)

Freq (MHz)	0.15	0.5	1.0	10	30
30/60 Amp					
CM(dB)	20	30	40	45	50
DM(dB)	38	70	70	55	60
100/150/180/200 Amp					
CM(dB)	20	30	40	45	50
DM(dB)	40	60	65	70	65

#### Mechanical Dimensions

TYPICAL TOLERANCE: +/-0.02" (0.50 mm)

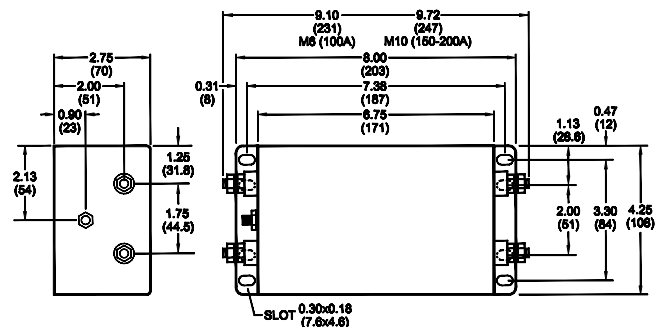
##### 30 Amp



##### 60 Amp



##### 100/150/180/200 Amp



Specifications are subject to change. Consult factory to verify specifications.

For more information on our filter products call us at: (800) 527-4362 or (714) 289-0055  
 LCR, Radius Power, and Filter Concepts are now part of Astrodyne TDI