



model **09P**
PROGRAMMING CABLE

technical datasheet



> features <

- Industry standard micro-plug
- Gold-plated contacts provide high durability
- Durable flexible cables
- High quality strain relief, tested to 10,000 bends
- Optional color dot marking
- Choice of connector styles and colors

> specifications <

Mechanical Data

- Insertion Force (socket/plug):
- 3 terminals >2.5 N (0.5 lb.)
 - 4 terminals >3.0 N (0.6 lb.)
 - 5 terminals >4.0 N (0.9 lb.)
- Extraction Force (socket/plug):
- 3 terminals <5.5 N (1.2 lb.)
 - 4 terminals <8.0 N (1.8 lb.)
 - 5 terminals <8.0 N (1.9 lb.)
- Bending of Cable 10,000 times (1,4ø mm cable)

Electrical Data

- Plug
- Cable resistance <2 Ω/m (0.6 Ω/ft.)
 - Cable capacitance <100 pF/m (30.4 pF/ft.)
 - Operating current 500 mA max. (continuous)
 - Insulation resistance >1 MΩ

Socket and Plug

- Contact resistance <150 mΩ
- Contact resistance stability <150 mΩ (pulling with 100 g (0.22 lb.) in all directions)

Environmental Data

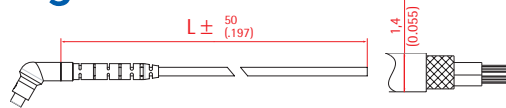
- Storage temperature range -40°C to +60°C (-40°F to +140°F)
- Operational temp. range -10°C to +55°C (14°F to +131°F)
- Humidity Conditions 10% to 95% rh.

Construction

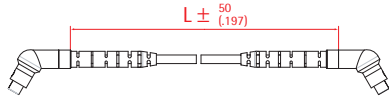
- Connector Polyamide 6.6
 - Contact Tube Gold-plated copper alloy
 - Cable ø1,4 mm (ø0.055 in.)
- Specifications subject to change.

II connector configuration

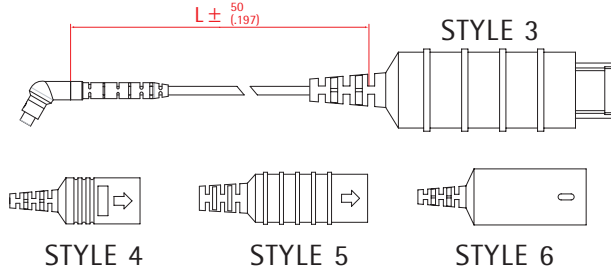
STYLE 1
(PLUG WITH OPEN END)



STYLE 2
(PLUG TO PLUG)



STYLE 3,
4, 5 AND 6
(PLUG TO
MINI-DIN)



CONNECTOR CONFIGURATION

- [1] 09 PLUG AT ONE END
- [2] 09 PLUG AT BOTH ENDS
- [3] 09 PLUG WITH LONG, RIBBED MINI-DIN CONNECTOR
- [4] 09 PLUG WITH SHORT, RIBBED MINI-DIN CONNECTOR
- [5] 09 PLUG WITH LONG, RIBBED 8 PIN MINI-DIN CONNECTOR (Y-STYLE CABLE)
- [6] 09 PLUG WITH LONG, SMOOTH MINI-DIN CONNECTOR

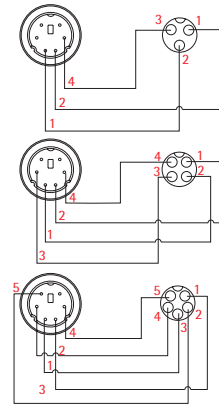
III electrical configurations



STANDARD WIRING FOR
CONNECTOR CONFIGURATION 1



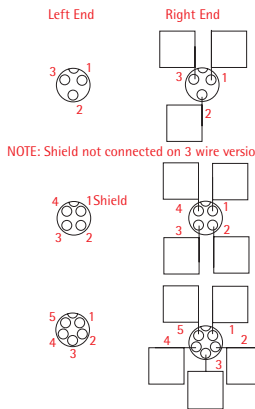
STANDARD WIRING FOR
CONNECTOR CONFIGURATION 2



STANDARD WIRING FOR
CONNECTOR CONFIGURATION 3, 4 AND 6



CUSTOM WIRING FOR
CONNECTOR CONFIGURATION 1



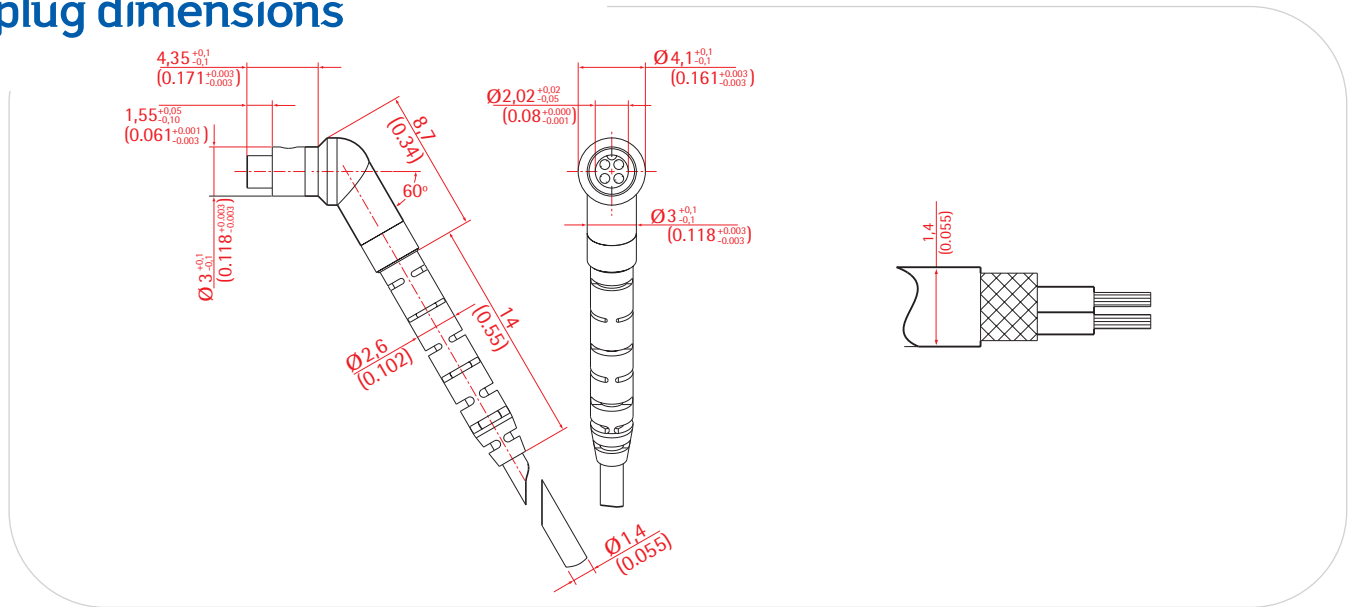
CUSTOM WIRING FOR
CONNECTOR CONFIGURATION 2



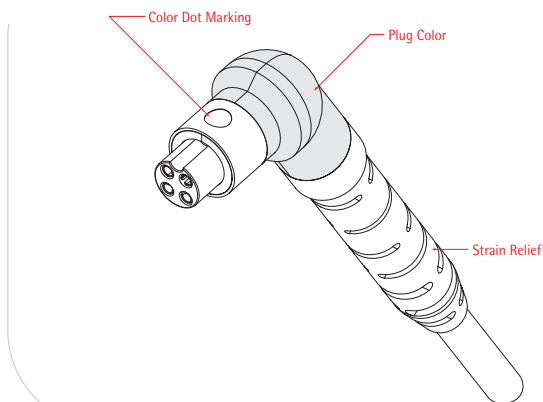
CUSTOM WIRING FOR
CONNECTOR CONFIGURATION 3, 4 AND 6

Style 5 requires special configuration, please consult with your sales representative for more information.

plug dimensions



IVIV plug color/color dot markings on plug(s)



PLUG COLOR

- [25] STANDARD COLOR: BLACK
- [36] RED
- [13] BLUE
- [X X] SPECIAL

COLOR DOT MARKINGS ON PLUG(S)

- [07] RED
- [02] BLUE
- [X X] SPECIAL

VI cable length

Refer to "connector configuration" in Section II.

CABLE LENGTH (L)

- [01] 10 cm (4 in.)
- [02] 20 cm (8 in.)
- [03] 30 cm (12 in.)
- [04] 40 cm (16 in.)
- [05] 50 cm (20 in.)
- [10] 100 cm (40 in.)
- [15] 150 cm (60 in.)
- [20] 200 cm (80 in.)
- [25] 250 cm (100 in.)

Note: Custom cable length available upon request, subject to minimum order requirements, pricing varies with length. Contact your sales representative for details.

VIII mini-DIN color

- [1] BLACK
- [2] GRAY
- [3] BLUE
- [4] RED

> ordering <

How to order— Using the chart below, determine your order number by finding the correct sequence of code numbers and/or letters as shown at right. Details on each parameter can be found within the brochure in the section with the corresponding roman numeral.

	model	I	number of contacts	II	connector configuration	III	electrical configuration	IV	plug color	V	color dot marking on plug(s)	VI	cable length	VII	cable color	VIII	mini-DIN color	IX	special
09P	X	X	XX	XX	XX	XX	X	X	XX	X	X	XX							

PARAMETER	YOUR CHOICE	GUIDELINES/NOTES
I number of contacts		3, 4 or 5
II connector configuration		
III electrical configuration		[00] Standard [XX] Custom Configuration
IV plug color		
V color dot marking on plug(s)		
VI cable length		
VII cable color		[1] Black [2] Gray
VIII mini-DIN color		
IX special		[S] Standard [XX] Special