


## 0.5A to 6A, 250VAC EMI Filters

### Features

- ◆ High Voltage Pulse Attenuation
- ◆ Lug or Wire Terminations
- ◆ Low Earth Leakage Current Option
- ◆ Conforms to UL, CSA and
- ◆ EN Safety Agency Certifications

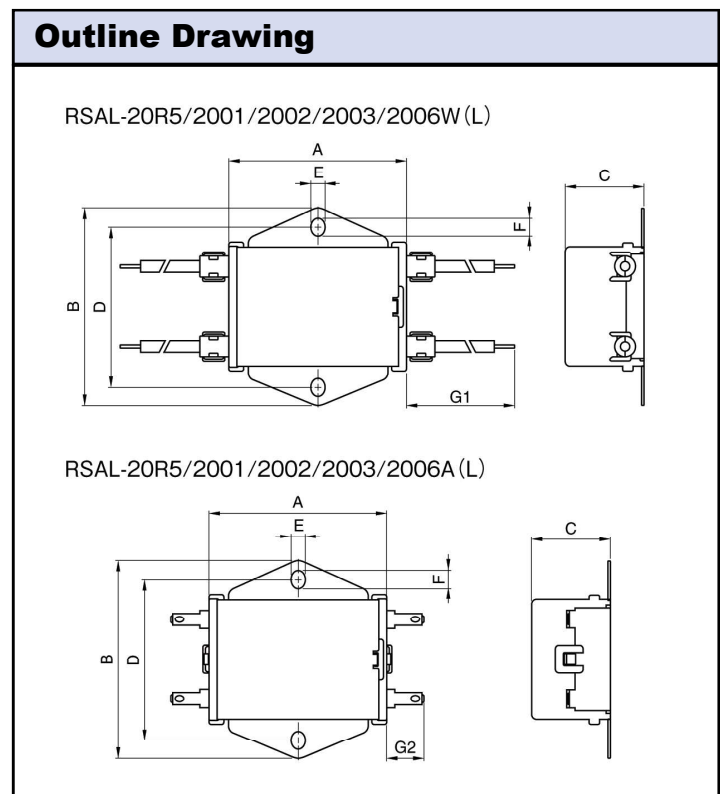
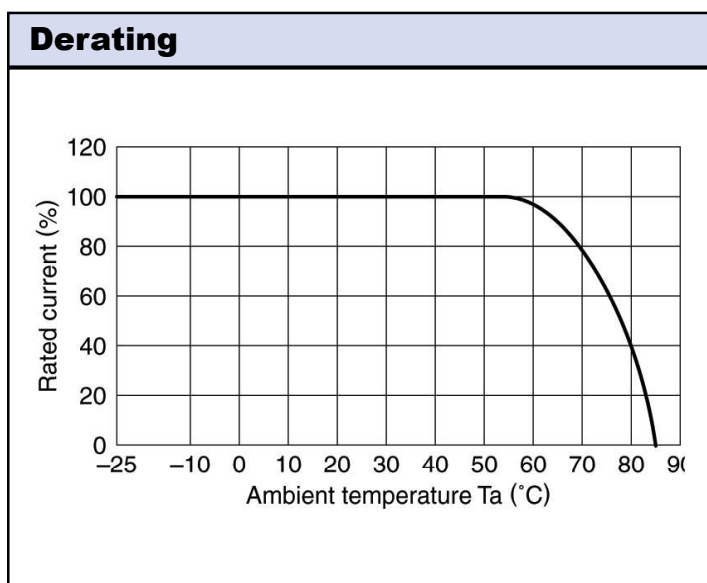


### Key Market Segments & Applications



Specifications		RSAL-20R5W RSAL-20R5A RSAL-20R5WL RSAL-20R5AL	RSAL-2001W RSAL-2001A RSAL-2001WL RSAL-2001AL	RSAL-2002W RSAL-2002A RSAL-2002WL RSAL-2002AL	RSAL-2003W RSAL-2003A RSAL-2003WL RSAL-2003AL	RSAL-2006W RSAL-2006A RSAL-2006WL RSAL-2006AL
Rated Voltage (AC, DC)	V	250V				
Rated Current	A	0.5A	1A	2A	3A	6A
Withstand Voltage	V	Terminals to Case: 2500VAC (1 Minute)				
Isolation Resistance	MΩ	100MΩ minimum (500VDC, 1 Minute)				
Leakage Current (max)	A	RSAL-20xxx 1mA; RSAL20xxxL 10µA (250VAC, 60Hz)				
DC Resistance (total)	mΩ	700	600	250	150	80
Operating Temperature	°C	-25 to +85°C (Derate above 55°C, see derating curve)				
Storage Temperature	°C	-25 to +85°C				
Safety Agency Certifications	-	UL1283, CSA C22.2 No.8, EN60939				
Weight	g	61g Maximum				
Warranty	yr	5 Year				

Options	
Wire Terminations	RSAL-20xxW
Lug Terminations	RSAL-20xxA
Wire Terminations & Low Leakage Current	RSAL-20xxWL
Lug Terminations & Low Leakage Current	RSAL-20xxAL

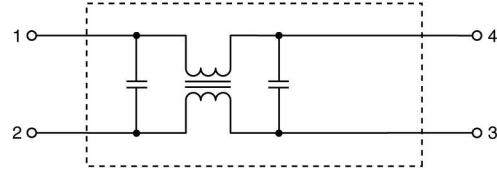


## Circuit

RSAL-2 \*\*\* W  
RSAL-2 \*\*\* A

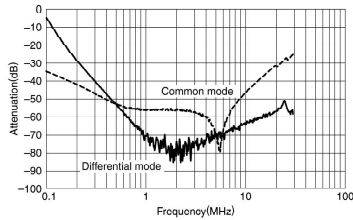


RSAL-2 \*\*\* WL  
RSAL-2 \*\*\* AL



## Attenuation Characteristics

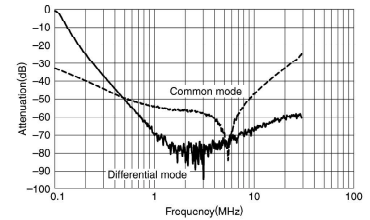
RSAL-20R5W/A



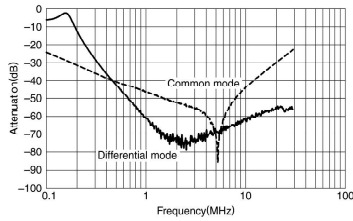
RSAL-2001W/A



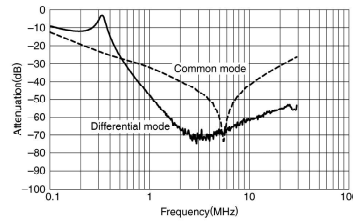
RSAL-2002W/A



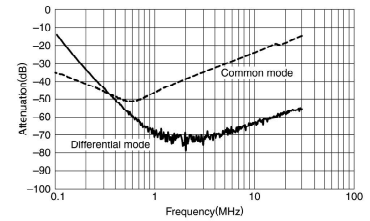
RSAL-2003W/A



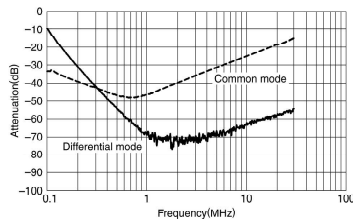
RSAL-2006W/A



RSAL-20R5WL/AL



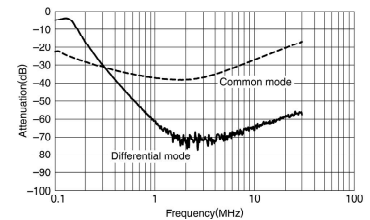
RSAL-2001WL/AL



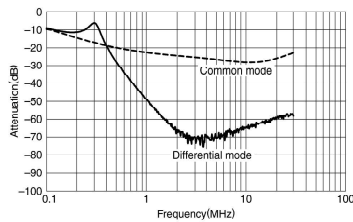
RSAL-2002WL/AL



RSAL-2003WL/AL



RSAL-2006WL/AL



For Additional Information, please visit  
[us.tdk-lambda.com/lp/products/r-series.htm](http://us.tdk-lambda.com/lp/products/r-series.htm)

