


## 0.5A to 6A, 250VAC EMI Filters

### Features

- ◆ High Voltage Pulse Attenuation
- ◆ Lug or Wire Terminations
- ◆ Low Earth Leakage Current Option
- ◆ Conforms to UL, CSA and
- ◆ EN Safety Agency Certifications



### Key Market Segments & Applications



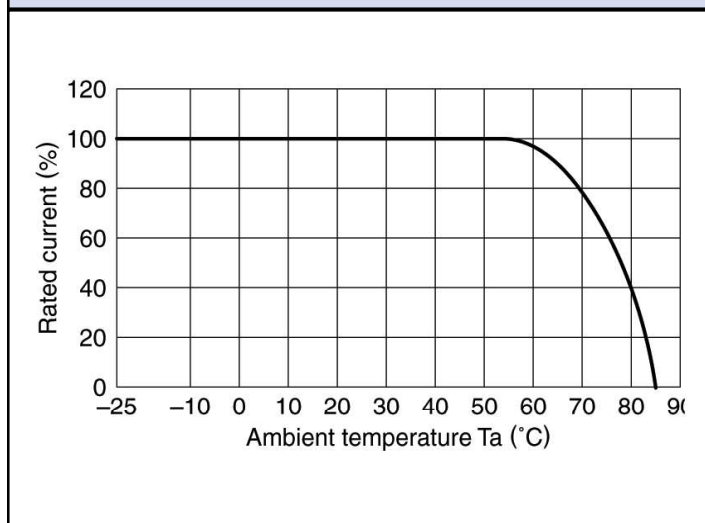
### Specifications

Model	RSAL-20R5W		RSAL-2001W		RSAL-2002W		RSAL-2003W		RSAL-2006W		
	RSAL-20R5A		RSAL-2001A		RSAL-2002A		RSAL-2003A		RSAL-2006A		
	RSAL-20R5WL		RSAL-2001WL		RSAL-2002WL		RSAL-2003WL		RSAL-2006WL		
	RSAL-20R5AL		RSAL-2001AL		RSAL-2002AL		RSAL-2003AL		RSAL-2006AL		
Rated Voltage (AC, DC)	V		250V								
Rated Current	A		0.5A	1A	2A	3A	6A				
Withstand Voltage	V		Terminals to Case: 2500VAC (1 Minute)								
Isolation Resistance	MΩ		100MΩ minimum (500VDC, 1 Minute)								
Leakage Current (max)	A		RSAL-20xxx 1mA; RSAL20xxxL 10uA (250VAC, 60Hz)								
DC Resistance (total)	mΩ		700	600	250	150	80				
Operating Temperature	°C		-25 to +85°C (Derate above 55°C, see derating curve)								
Storage Temperature	°C		-25 to +85°C								
Safety Agency Certifications	-		UL1283, CSA C22.2 No.8, EN60939								
Weight	g		61g Maximum								
Warranty	yr		5 Year								

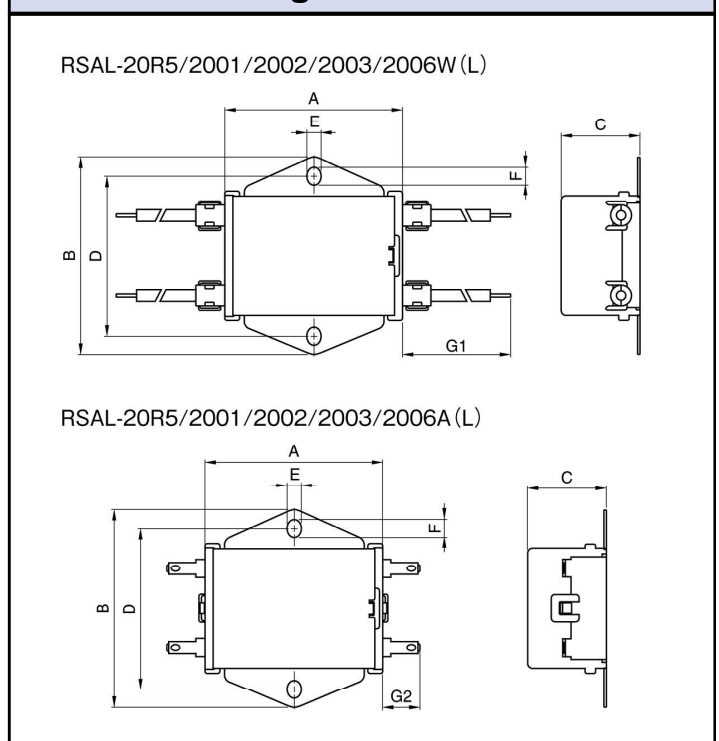
### Options

Wire Terminations	RSAL-20xxW
Lug Terminations	RSAL-20xxA
Wire Terminations & Low Leakage Current	RSAL-20xxWL
Lug Terminations & Low Leakage Current	RSAL-20xxAL

### Derating



### Outline Drawing



## Circuit

RSAL-2 \*\*\* W  
RSAL-2 \*\*\* A



RSAL-2 \*\*\* WL  
RSAL-2 \*\*\* AL



## Attenuation Characteristics

RSAL-20R5W/A



RSAL-2001W/A



RSAL-2002W/A



RSAL-2003W/A



RSAL-2006W/A



RSAL-20R5WL/AL



RSAL-2001WL/AL



RSAL-2002WL/AL



RSAL-2003WL/AL



RSAL-2006WL/AL



For Additional Information, please visit  
[us.tdk-lambda.com/lp/products/r-series.htm](http://us.tdk-lambda.com/lp/products/r-series.htm)

