

200mW, SMD High Speed Switching Diode

FEATURES

- Low power loss, high efficiency
- Ideal for automated placement
- High surge current capability
- Compliance to RoHS directive 2011/65/EU and in accordance to WEEE 2002/96/EC
- Halogen-free according to IEC 61249-2-21

APPLICATIONS

- Switching mode power supply (SMPS)
- Adapters
- Lighting application
- On-board DC/DC converter

MECHANICAL DATA

- Case: SOD-523F
- Molding compound meets UL 94 V-0 flammability rating
- Moisture sensitivity level: level 1, per J-STD-020
- Packing code with suffix "G" means green compound (halogen-free)
- Terminal: Matte tin plated leads, solderable per J-STD-002
- Meet JESD 201 class 1A whisker test
- Polarity: Indicated by cathode band
- Weight: 1.68 ± 0.5mg (approximately)

KEY PARAMETERS		
PARAMETER	VALUE	UNIT
$I_{F(AV)}$	200	mA
V_{RRM}	100	V
I_{FSM}	500	mA
V_F at $I_F=100mA$	1.2	V
T_J Max.	150	°C
Package	SOD-523F	
Configuration	Single dice	



ABSOLUTE MAXIMUM RATINGS ($T_A = 25^\circ\text{C}$ unless otherwise noted)			
PARAMETER	SYMBOL	1SS400	UNIT
Marking code on the device		A	
Power dissipation	P_D	200	mW
Repetitive peak reverse voltage	V_{RRM}	100	V
Reverse voltage, total rms value	$V_{R(RMS)}$	100	V
Forward current	$I_{F(AV)}$	200	mA
Non-repetitive peak forward surge current	I_{FSM}	500	mA
Junction temperature range	T_J	-55 to +150	°C
Storage temperature range	T_{STG}	-55 to +150	°C

THERMAL PERFORMANCE			
PARAMETER	SYMBOL	LIMIT	UNIT
Junction-to-ambient thermal resistance	$R_{\theta JA}$	625	°C/W

ELECTRICAL SPECIFICATIONS ($T_A = 25^\circ\text{C}$ unless otherwise noted)					
PARAMETER	CONDITIONS	SYMBOL	MIN	MAX	UNIT
Forward voltage per diode ⁽¹⁾	$I_F = 100\text{mA}, T_J = 25^\circ\text{C}$	V_F	-	1.2	V
Breakdown voltage	$I_R = 100\mu\text{A}, T_J = 25^\circ\text{C}$	$V_{(BR)}$	100	-	V
Reverse current @ rated V_R per diode ⁽²⁾	$V_R = 80\text{V}, T_J = 25^\circ\text{C}$	I_R	-	0.1	μA
Junction capacitance	$V_R = 0.5\text{V}, f = 1.0\text{MHz}$	C_J	-	4	pF
Reverse recovery time	$I_F = 10\text{mA}, V_R = 6\text{V}, R_L = 100\Omega$	t_{rr}	-	4	ns

Notes:

1. Pulse test with PW=0.3 ms
2. Pulse test with PW=30 ms

ORDERING INFORMATION				
PART NO.	PACKING CODE	PACKING CODE SUFFIX(*)	PACKAGE	PACKING
1SS400	RK	G	SOD-523F	3K / 7" Reel
	RJ			8K / 7" Reel

Notes:

*: optional available

EXAMPLE				
EXAMPLE P/N	PART NO.	PACKING CODE	PACKING CODE SUFFIX	DESCRIPTION
1SS400 RKG	1SS400	RK	G	Green compound

CHARACTERISTICS CURVES

($T_A = 25^\circ\text{C}$ unless otherwise noted)

Fig. 1 Total Capacitance

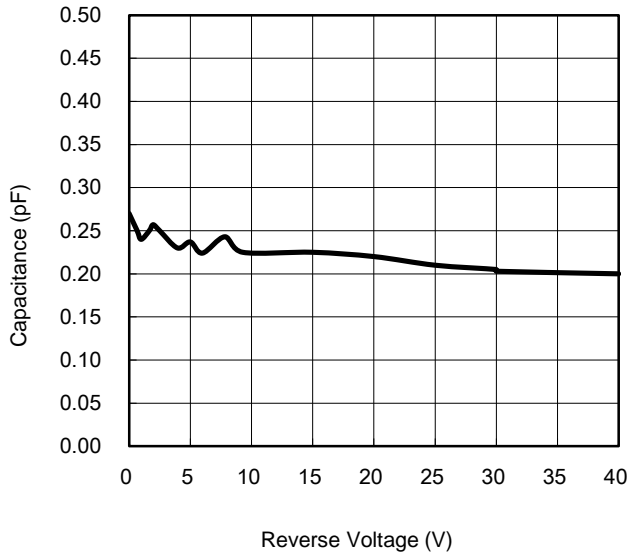


Fig. 2 Forward Voltage VS. Ambient Forward

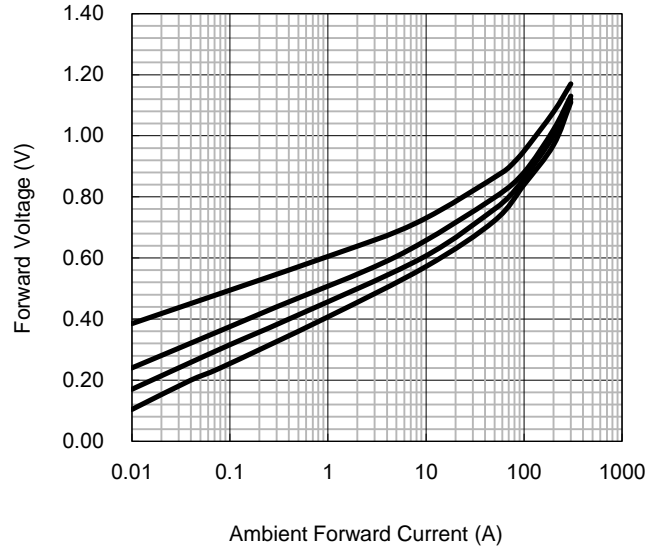


Fig. 3 Power Derating Curve

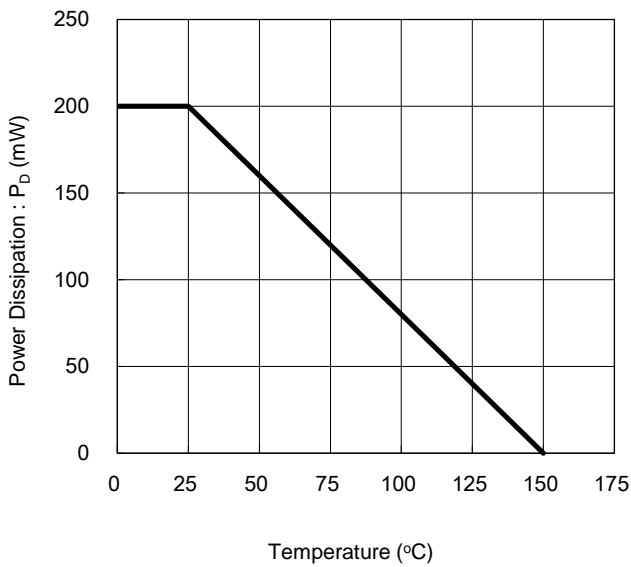
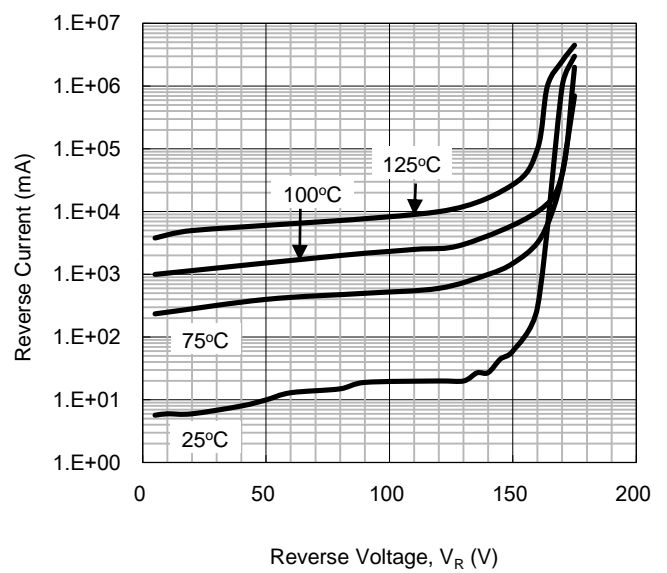
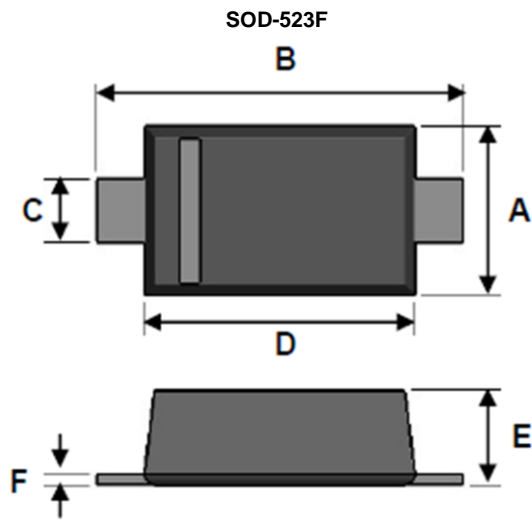


Fig. 4 Reverse Current VS. Reverse Voltage

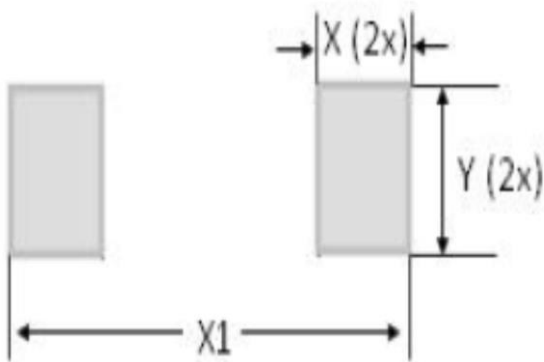


PACKAGE OUTLINE DIMENSION



DIM.	Unit(mm)		Unit(inch)	
	Min	Max	Min	Max
A	0.70	0.90	0.028	0.035
B	1.50	1.70	0.059	0.067
C	0.25	0.40	0.010	0.016
D	1.10	1.30	0.043	0.051
E	0.50	0.77	0.020	0.030
F	0.07	0.20	0.003	0.008

SUGGEST PAD LAYOUT



DIM.	Unit(mm)	Unit(inch)
	Typ.	Typ.
X	0.60	0.024
X1	2.30	0.091
Y	0.80	0.031

Notice

Specifications of the products displayed herein are subject to change without notice. TSC or anyone on its behalf, assumes no responsibility or liability for any errors or inaccuracies.

Information contained herein is intended to provide a product description only. No license, express or implied, to any intellectual property rights is granted by this document. Except as provided in TSC's terms and conditions of sale for such products, TSC assumes no liability whatsoever, and disclaims any express or implied warranty, relating to sale and/or use of TSC products including liability or warranties relating to fitness for a particular purpose, merchantability, or infringement of any patent, copyright, or other intellectual property right.

The products shown herein are not designed for use in medical, life-saving, or life-sustaining applications. Customers using or selling these products for use in such applications do so at their own risk and agree to fully indemnify TSC for any damages resulting from such improper use or sale.