

3110KL (80[□]x 25^L)

NMB

NMBTC.COM / 248.919.2250

For New Designs we
Recommend 08025SA

General Specifications

Motor Protection:

Auto Restart/Polarity Protection

Insulation Resistance: 10M Ω or over with a DC500V Megger

Dielectric Withstand Voltage: AC 700V 1s

Allowable Ambient Temperature Range:

B70 Class: -10°C ~ +60°C (Operating)

B10~B60 Class: -10°C ~ +70°C (Operating)

All Class: -40°C ~ +70°C (Storage)
(non-condensing environment)

Expected Life

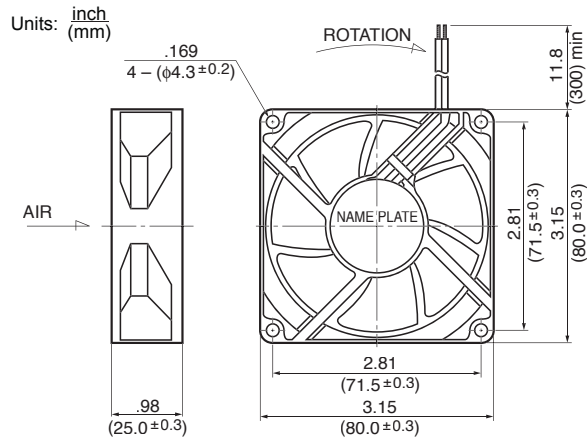
Failure Rate: 10%

25°C 100,000 Hours (E00)

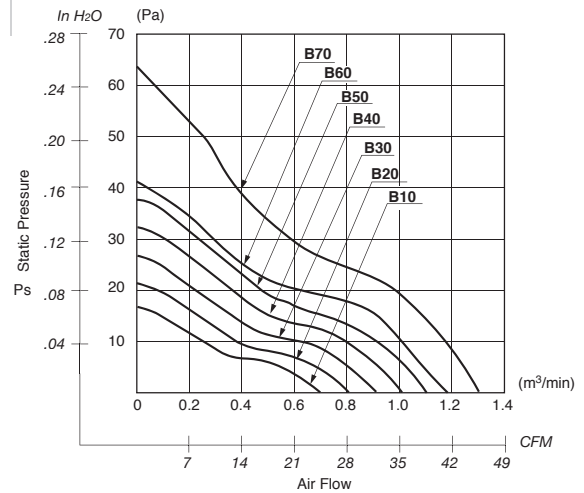
25°C 70,000 Hours (G00,D00)

25°C 60,000 Hours (C00, F00)

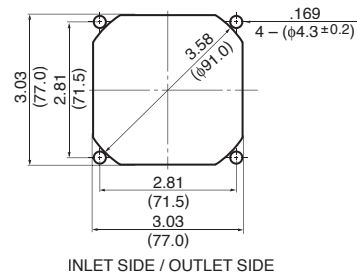
Outline



Characteristic Curves



Panel Cut-outs



Material

Casing : Plastic (Black) 94V-0

Impeller : Plastic (Black) 94V-0

Bearing : Ball Bearing

Lead Wire: UL1007, AWG24, +Red, -Black

Specifications

MODEL	Product No.	Rated Voltage	Operating Voltage	Current (A) ^{*1}	Input Power (W) ^{*1}	Speed (min ⁻¹) ^{*1}	Max. Air Flow		Max. Static Pressure		Noise (dB) ^{*1}	Mass (g)
		(V)	(V)				CFM ^{*1}	(m ³ /min) ^{*1}	in H ₂ O	(Pa) ^{*1}		
3110KL-04W-B10-	X00	12	6.0 ~ 13.8	0.10	1.20	2150	24.7	0.70	.07	16.7	22.0	95
3110KL-04W-B20-	X00	12	6.0 ~ 13.8	0.11	1.32	2400	28.2	0.80	.08	21.6	25.0	95
3110KL-04W-B30-	X00	12	6.0 ~ 13.8	0.17	2.04	2700	31.8	0.90	.10	26.5	28.0	95
3110KL-04W-B40-	X00	12	6.0 ~ 13.8	0.20	2.40	3000	35.3	1.00	.13	32.3	31.0	95
3110KL-04W-B50-	X00	12	6.0 ~ 13.8	0.23	2.76	3250	38.8	1.10	.15	37.2	34.0	95
3110KL-04W-B60-	X00	12	6.0 ~ 13.0	0.26	3.12	3400	40.2	1.14	.16	40.2	35.0	95
3110KL-04W-B70-	X00	12	6.0 ~ 13.8	0.29	3.86	4000	45.9	1.30	.26	64.4	40.0	95
3110KL-05W-B10-	X00	24	10.0 ~ 27.6	0.06	1.44	2150	24.7	0.70	.07	16.7	22.0	95
3110KL-05W-B20-	X00	24	10.0 ~ 27.6	0.07	1.68	2400	28.2	0.80	.08	21.6	25.0	95
3110KL-05W-B30-	X00	24	10.0 ~ 27.6	0.08	1.92	2700	31.8	0.90	.10	26.5	28.0	95
3110KL-05W-B40-	X00	24	10.0 ~ 27.6	0.10	2.40	3000	35.3	1.00	.13	32.3	31.0	95
3110KL-05W-B50-	X00	24	10.0 ~ 27.6	0.12	2.88	3250	38.8	1.10	.15	37.2	34.0	95
3110KL-05W-B60-	X00	24	10.0 ~ 26.4	0.14	3.36	3400	40.2	1.14	.16	40.2	35.0	95

Rotation: Clockwise

Airflow Outlet: Air Out Over Struts

*1: Average Values in Free Air