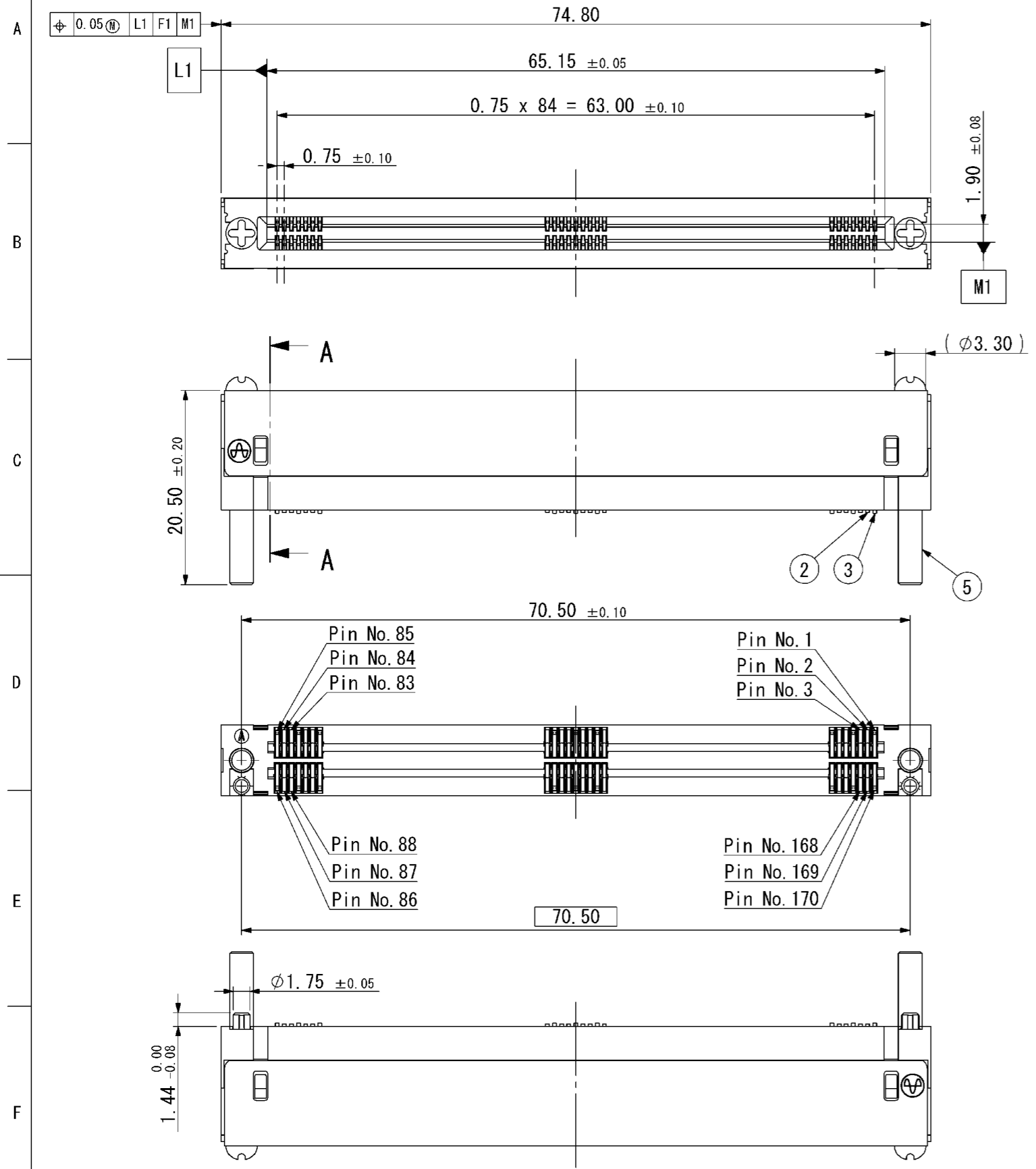


記号x数	変更内容 REVISION DESCRIPTION	承認	検図	担当	年月日	変更通知書No.
△B x 16	Clerical error correction	M Ooya	M Igarashi	M Taniguchi	07/09/26	M114426
△C x 4	Note addition	M Ooya	M Igarashi	M Taniguchi	08/06/18	M116447
△D x 1	Shape change of stiffener	M Ooya	M Igarashi	M Taniguchi	08/09/01	M116889
△E x						
△F x						



Note

- Plating specification on the PCB pads
 Module PCB : Au 0.76 μm MIN. over Ni 2.54 μm MIN.
 Carrier board : Au 0.10 μm MIN. over Ni 1.27 μm MIN.
- Instruction for the connector being fixed by screw
 Screw size : M2.5, L=20.50
 Tightening torque : 20 to 25 cN·m
- Parts number for the stiffener
 CNO80A-0001 (A104654-001)

部品番号	部品名	個数	材質・寸度	記事
ITEM	DESCRIPTION	QNT.	MATERIAL	CONTENT
7	Carrier Board Stiffener (Insulator)	1	PA9T (UL94V-0)	Black(Attached Note 3.)
6	Carrier Board Stiffener	1	SUS t=2.50	(Attached Note 3.)
5	Mounting Screw	2	SUS M2.5 L=20.50	----
4	Shell	1	SUS t=0.40	----
3	Contact (GND)	58	BeCu t0.20	Ni-Au
2	Contact (SIG)	112		
1	Housing	1	LCP(UL94V-0)	Black

指定外公差 ±0.3
 Tolerances ±0.3 unless otherwise specified.
 ()寸法は参考値 ()Reference value.

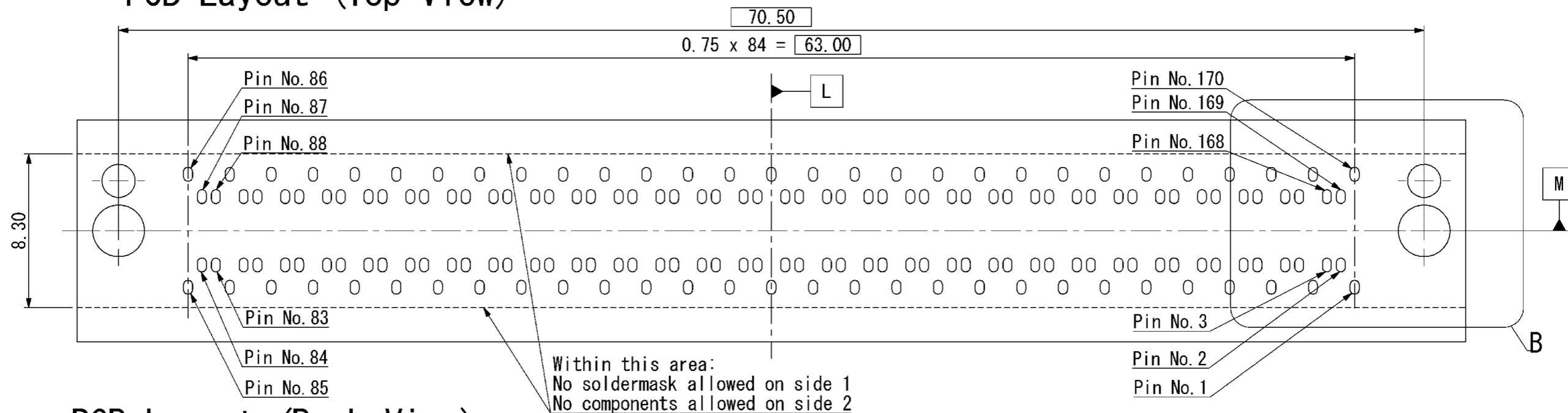
山一電機株式会社
 YAMAICHI ELECTRONICS Co.,Ltd.

分類 (CLASS) MicroTCA Connector
 名称 (TITLE) CNO80-170-0011
 図番 (DRW. NO.) A106817-001

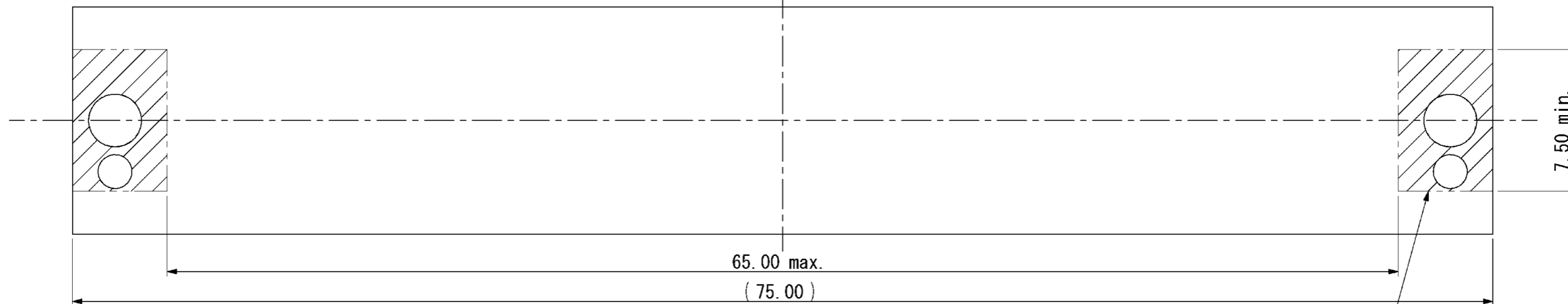
承認	承認	検図	製図	設計
APP.	APP.	CHK.	DRW.	DSGN.
07/04/25	07/04/24	07/04/24	07/04/24	07/04/24
M. Ooya	M. Igarashi	M. Taniguchi	M. Igarashi	M. Igarashi

Sheet No. 1/3
 REV. D

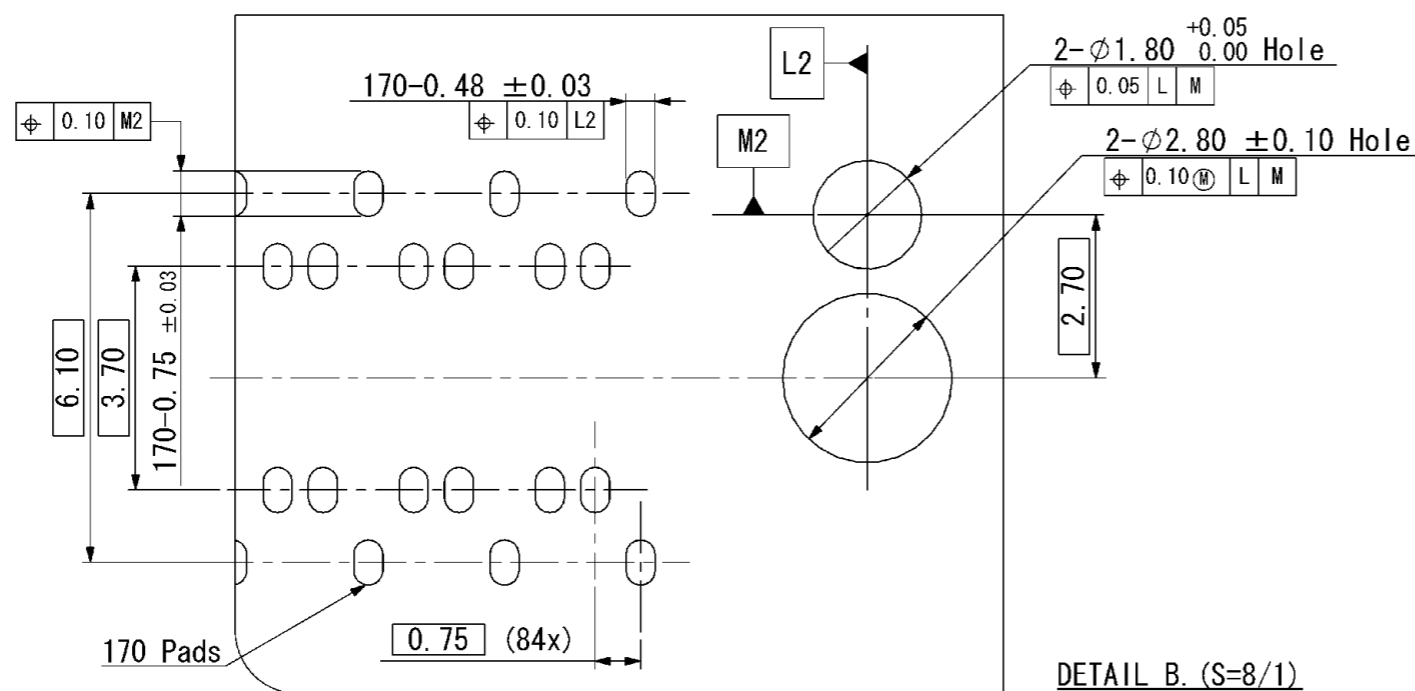
PCB Layout (Top View)



PCB Layout (Back View)



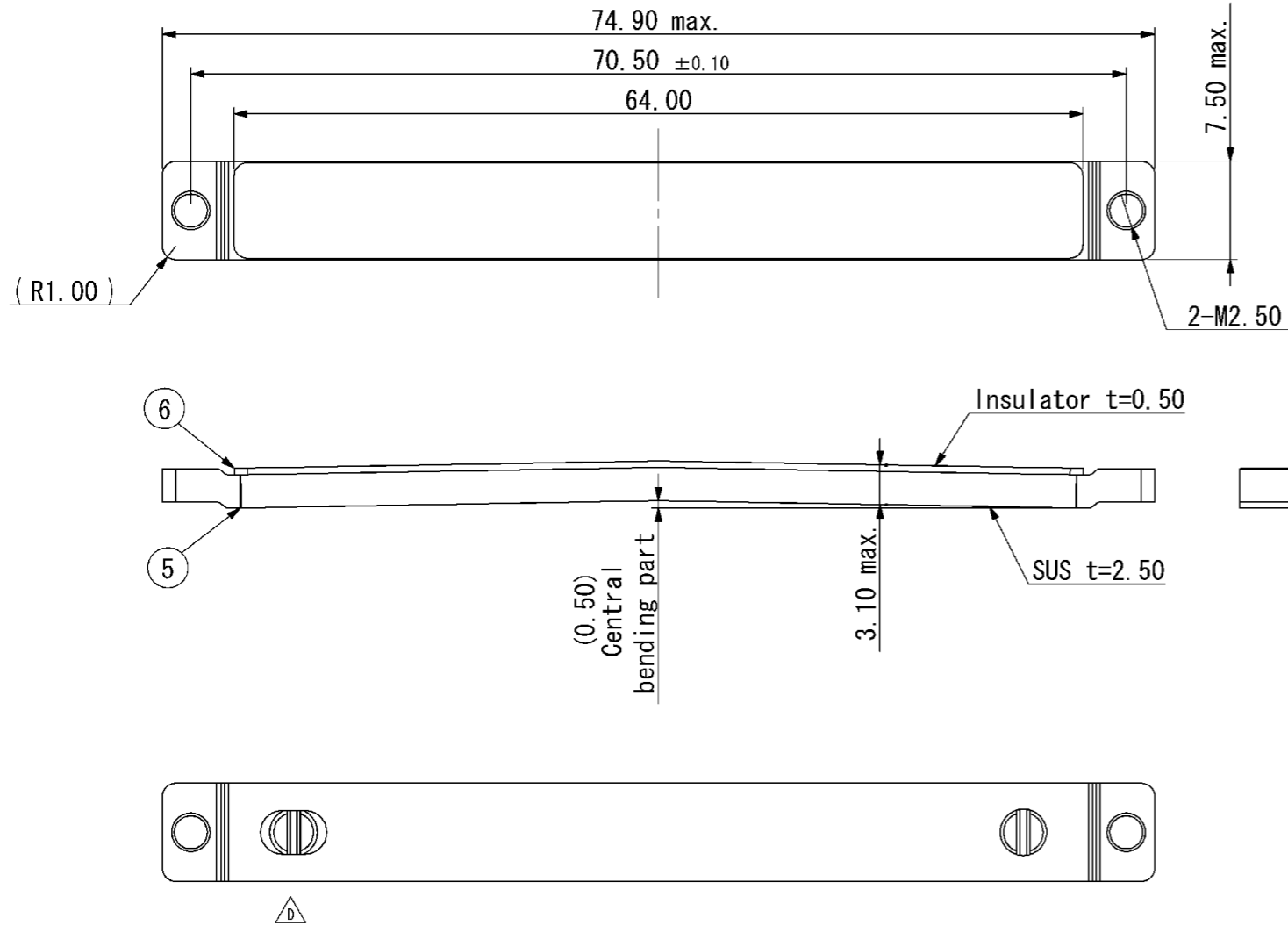
Backplane PCBの裏面はハッチング部分が金属スティフナーにあたる為、GND以外の配線、ビアホールに対しては禁止エリアとなります、
The hatching areas of the bottom face of the backplane board are prohibited area for the signal lines and viaholes except for the GND purpose ,because the metal stiffener touch to the hatching areas.



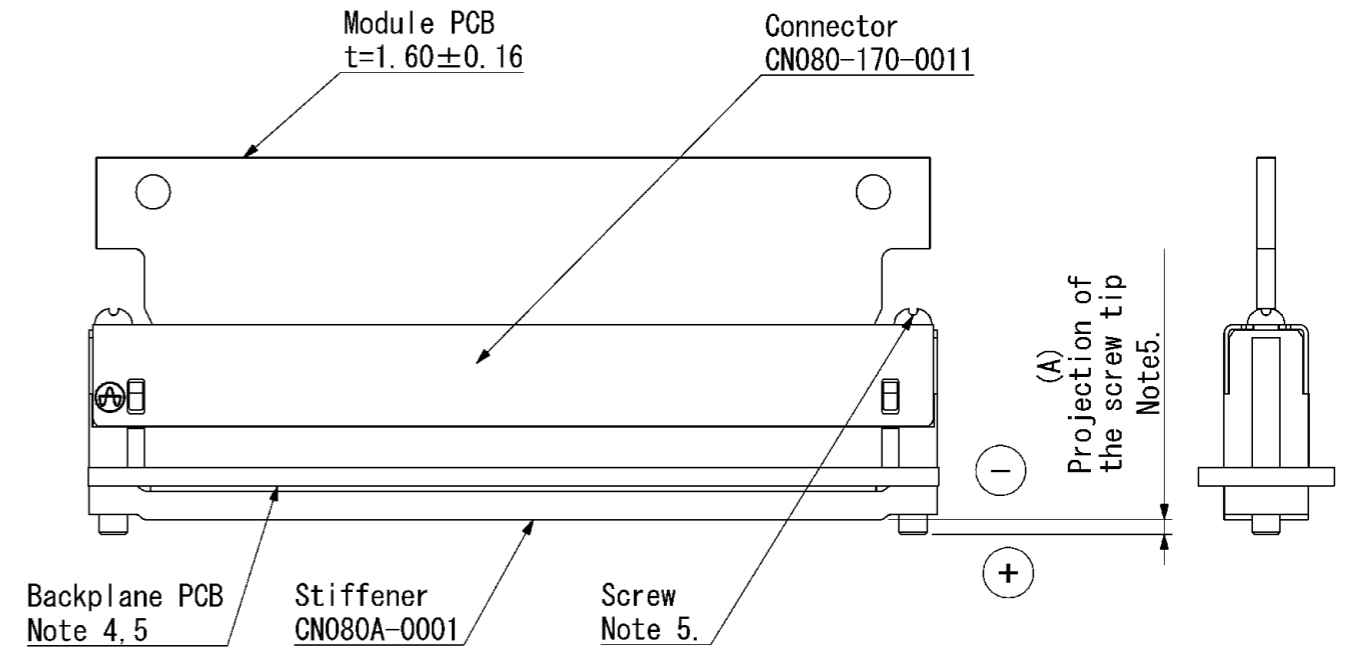
DETAIL B. (S=8/1)

指定外公差 ±0.3 Tolerances ±0.3 unless otherwise specified. ()寸法は参考値 ()Reference value.						 山一電機株式会社 YAMAICHI ELECTRONICS Co.,Ltd.	
尺度 4 / 1 承認 APP. 07/04/25 承認 APP. 07/04/24 検図 CHK. 07/04/24 製図 DRW. 07/04/24 設計 DSNL. 07/04/24						分類 (CLASS) MicroTCA Connector 名称 (TITLE) CN080-170-0011	
単位 DIMENSION mm 三角図法 3RD ANGLE PROJECTION						図番 (DRW. No.) A106817-001 Sheet No. 2/ REV. D	

Stiffener Dimension (Bundled)



Assembly Condition (S=1.5/1)



Note

4. Parts Number Identification

Parts Number	Backplane PCB Thickness	DRW No.
CN080-170-0001	1.60~3.20mm	A104653-001
CN080-170-0011	3.30~5.00mm	A106817-001
CN080-170-0021	5.10~7.00mm	A108590-001

5. The screw tip may protrude from bottom side of the stiffener according to the backplane thickness. Please refer to following chart to see how much of the screw tip protrude from the stiffener.

BackPlane PCB Thickness	(A) Projection of the screw tip
3.30	1.60
5.00	-0.10

指定外公差 ±0.3 Tolerances ±0.3 unless otherwise specified. ()寸法は参考値 ()Reference value.						山一電機株式会社 YAMAICHI ELECTRONICS Co.,Ltd.	
尺度 2 / 1 SCALE 2 / 1						分類 (CLASS) MicroTCA Connector	
承認 APP. 07/04/25 承認 APP. 07/04/24 検図 CHK. 07/04/24 製図 DRW. 07/04/24 設計 DSEN. 07/04/24						名称 (TITLE) CN080-170-0011	
単位 DIMENSION mm 三角図法 3RD ANGLE PROJECTION						図番 (DRW. NO.) A106817-001 Sheet No. 3 / REV. D	