

THIS DRAWING IS UNPUBLISHED. RELEASED FOR PUBLICATION  
 © COPYRIGHT BY TYCO ELECTRONICS CORPORATION. ALL INTERNATIONAL RIGHTS RESERVED.

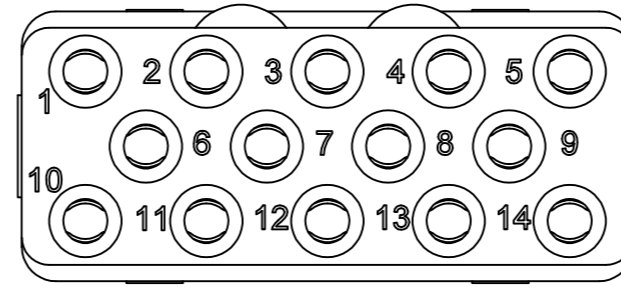
LOC	DIST	REVISIONS				
P	LTR	DESCRIPTION	DATE	DWN	APVD	
DF	00	0	CONVERTED RADIALL DWG TO TYCO ACAD DWG	11/03	—	—
		1	REVISED	22APR10	RF	JM

1 FRONT & REAR INSULATORS: THERMOSET EPOXY PER ASTM D5948  
 CONTACT RETENTION CLIPS: COPPER ALLOY PER ASTM B194


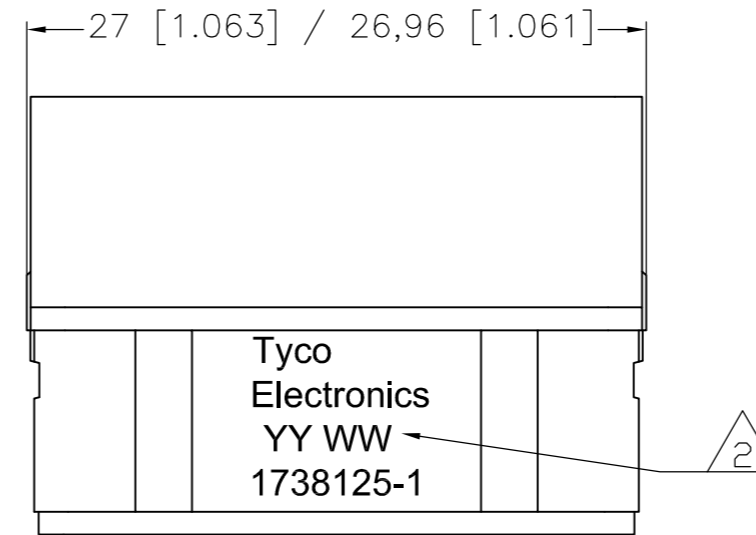
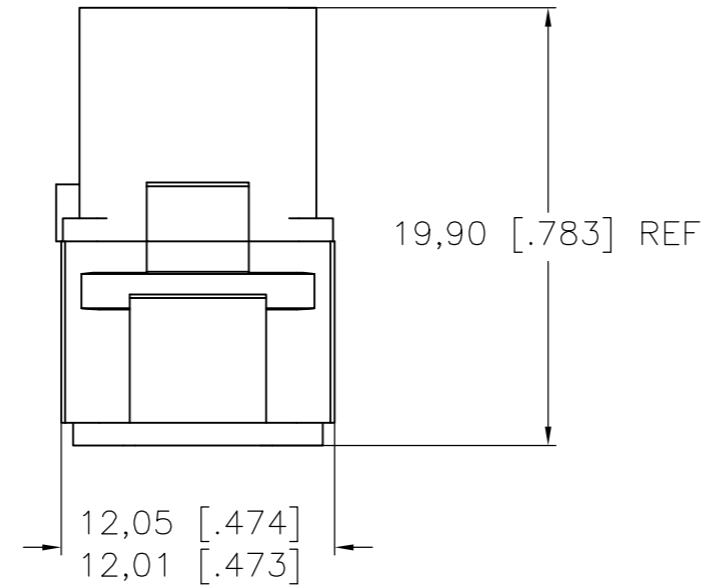
2 DATE CODE: YEAR & WEEK (YY WW)

3. DESCRIPTIVE PART NUMBER: GPRBN14SB  
 THIS INSERT CONTAINS:  
 14 CAVITIES FOR SIZE 16 SOCKETS CONTACTS

4. THIS PRODUCT IS SOLD BY TYCO ELECTRONICS  
 UNDER A LICENSE FROM RADIALL SA.



MATING FACE



THIS PRINT IS  
**PRELIMINARY**  
 UNQUALIFIED PRODUCT  
 CONTACT PRODUCT ENGINEERING  
 BEFORE USING THIS PRINT

1738125-1  
 PART NUMBER

THIS DRAWING IS A CONTROLLED DOCUMENT.		DWN	NOV03	Tyco Electronics Corporation Harrisburg, PA 17105-3608
DIMENSIONS: mm [INCHES]		CHK	NOV03	
TOLERANCES UNLESS OTHERWISE SPECIFIED:		APVD	NOV03	
0 PLC ± - 1 PLC ± - 2 PLC ± 0.05 [.002] 3 PLC ± - 4 PLC ± - ANGLES ± -		PRODUCT SPEC	NOV03	
MATERIAL		APPLICATION SPEC		NAME
FINISH		WEIGHT		SIZE
-		-		CAGE CODE
1		CUSTOMER DRAWING		DRAWING NO
		SCALE 1:1		RESTRICTED TO
		SHEET 1 OF 1		REV 1

1738125

**PRELIMINARY**