© THIS DRAWING IS THE EXCLUSIVE PROPERTY OF MARQUARDT. WITHOUT THEIR CONSENT IT MAY NOT BE REPRODUCED OR GIVEN TO THIRD PARTIES.

VERTRAULICH CONFIDENTIAL

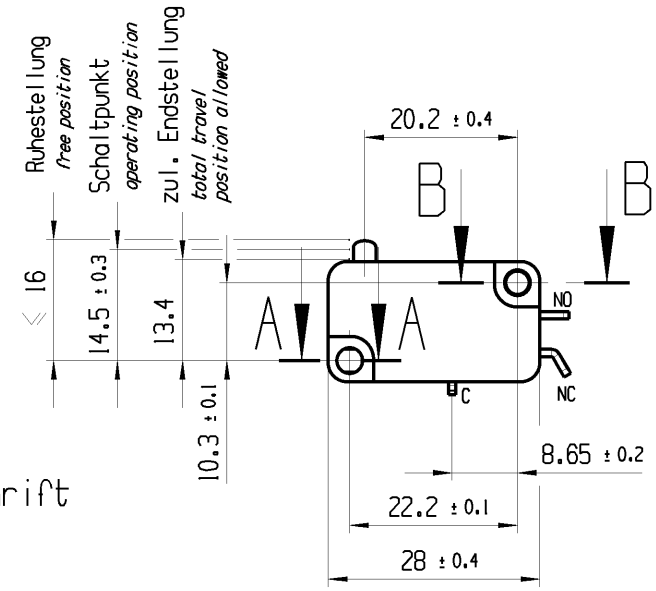

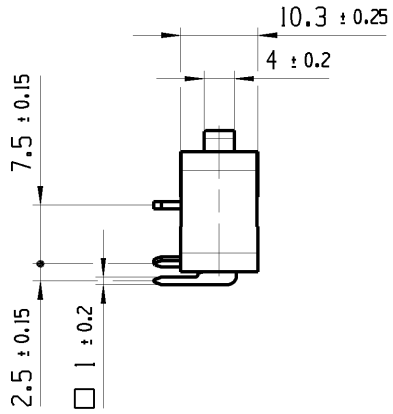

Aufschrift
marking

1005
T100
10(4) /400 ~ 10E3
6(2.5)/400 ~ 50E3
05

10A 125V AC 1/4HP
10A 250V AC 1/4HP
R44

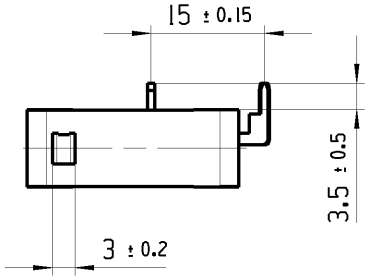

Empfohlenes Lochbild, Bestueckungsseite
Toleranzen nach DIN IEC 326
Teil 3 sehr fein
In den Durchgangsloechern fixieren
recommended hole pattern, component side
tolerances according to DIN IEC 326
part 3 very fine
fixation in the clearance hole

Herstellort /- jahr / -woche
date code of manufacture:
place / year / week

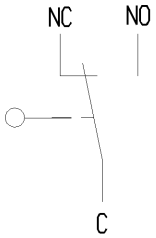

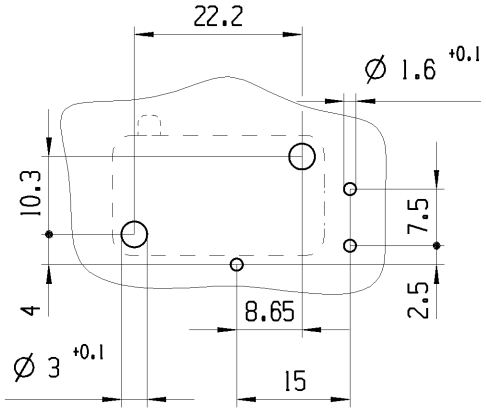

A-A
2:1

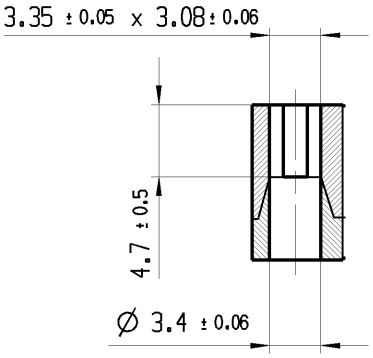

B-B
2:1

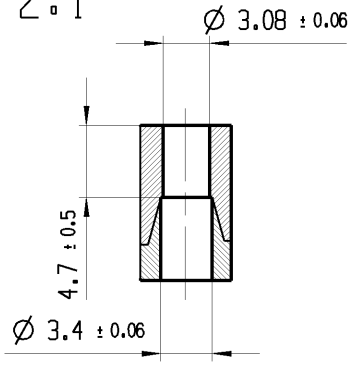

Wechsler 1-polig
single pole changeover

Schalt-Betaetigungskraft 1.5 bis 2.5 N
actuating force *1.5 up to 2.5 N*

Differenzweg ≤ 0.3 mm
movement differential

d	85443	07.10.13	BRC			
c	28404	19.01.00	PFU			
b	20923	04.07.91	WA			
a	19562	05.09.89	WA			
Ausg. ISSUE	Aenderung REVISION	gez. DRAWN BY		Ausg. ISSUE	Aenderung REVISION	gez. DRAWN BY

fuer Form und Lage FOR SHAPE AND LOC.

fuer Winkel FOR ANGLE ± 2°

Allgemeintoleranzen
UNTOLERANCED DIMENSIONS

PROJEKTION

Abmasse und Nennmassbereiche Angaben in mm
ALL DIMENSIONS ARE IN MILLIMETRES

	Laenge LENGTH	Radien RADII
0-6	± 0.1	± 0.2
>6-15	± 0.15	± 0.3
>15-30	± 0.2	± 0.5
>30-70	± 0.3	± 10%
>70-120	± 0.4	
>120	± 0.8	

Pause COPY

Blatt SHEET 01

Original Din A4

Massstab SCALE 1:1

0 10 20 30mm

CAD: NX V6.0

gez./DRAWN BY 20.06.13 BCY
gepr./CHECKED BY

Ersatz fuer/REPLACEMENT OF Zg.gl.Nr.v.19.01.2000

TYP	Zeichn./DRAWING NO.	Index
K	10053501	d

SCHNAPPSCHALTER
snap action switch

MARQUARDT

© Alle Rechte bei Marquardt, auch fuer den Fall von Schutzrechtsanmeldungen. Jede Verfuegungsbefugnis, wie Kopier- und Weitergaberecht, bei uns.