REV	
E	1060-20-01 **

REVISIONS

SYM	DESCRIPTION	DATE	APPROVED
B	REVISED PER E.O. P17913	11-1-02	R.D.R.
C	REVISED PER E.O. P18438	12-19-03	R.D.R.
D	REVISED PER E.O. P20044	11-3-08	R.D.R.
E	REVISED PER E.O. P20392	12-3-09	RDR

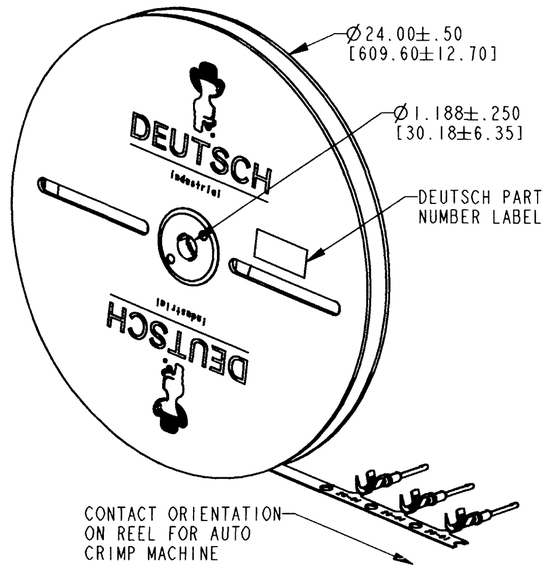

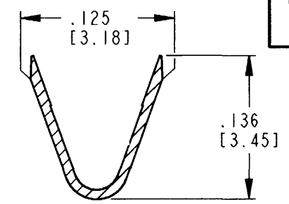

SECTION A-A
CONDUCTOR WINGS

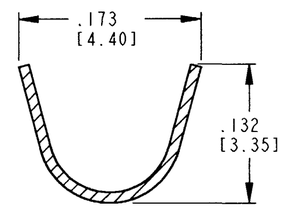

SECTION B-B
INSULATION WINGS

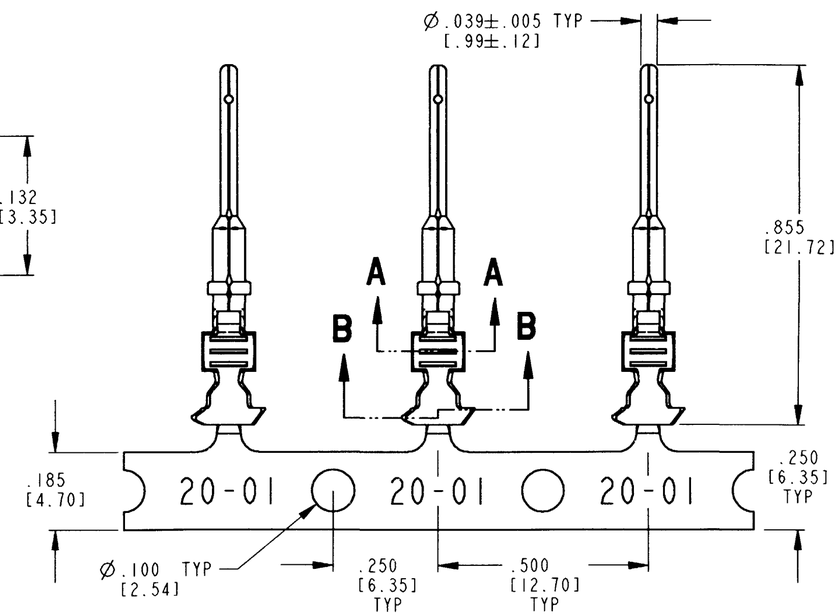

7. MATERIAL: COPPER ALLOY.

6. WHEN ** = 22 PLATING IS NICKEL.
   ** = 44 PLATING IS GOLD.
   ** = 77 PLATING IS TIN.

5. SEE 0425-015-0000 FOR CONTACT PERFORMANCE AND WIRE APPLICATION CHARACTERISTICS.

4. THIS CONTACT MAY BE CRIMPED WITH DCT20-02-00 AUTOMATIC DIE OR DTT-20-00 HAND TOOL. SEE DRAWING 0425-207-0000 FOR APPLICABLE WIRE SIZE, INSULATION DIAMETER RANGE, AND CRIMPING INFORMATION.

3. ONE REEL CONTAINS APPROXIMATELY 4000 CONTACTS.

2. DIMENSIONAL TOLERANCE: ±.025 [0.63].

1. DIMENSIONS ARE IN INCHES [mm].

NOTES: UNLESS OTHERWISE SPECIFIED

	SIGNATURE & DATE
DR	J. APOSTOL 01DEC2009
CHK	D Mayr 12/2/09
PE	D Mayr 12/2/09
APPD	R. Reed 12-3-09
SCALE NONE	WT ———

STAMPED CONTACT
PIN
SIZE 20

ENVELOPE

EP — MATL. CODE

DEUTSCH INDUSTRIAL
3850 INDUSTRIAL AVE.
HEMET, CA 92545

B — DWG SIZE
1060-20-01 **
CODE 11139
SHEET 1 OF 1