

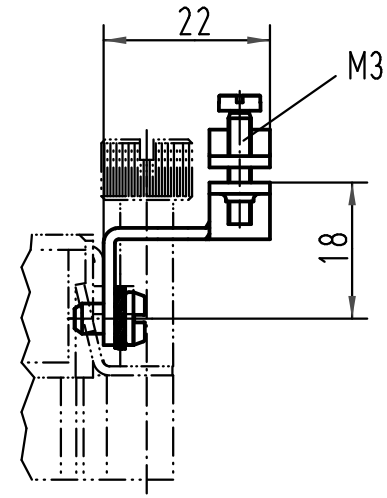
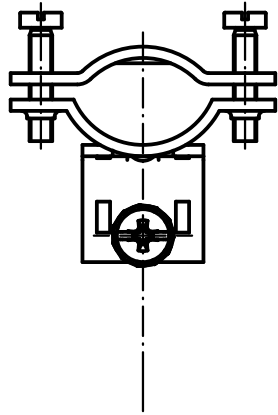
1 2 3 4 5 6

A

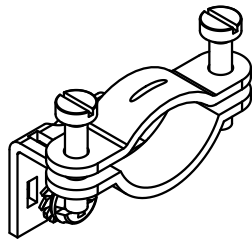
B

C

D



Klemmbereich ca.: 9 - 19 mm
 Zone of clamping approx: 9 - 19 mm



All Dimensions in mm Original Size DIN A 4			Techn. Character.			Nicht tolerierte Maße/ Free size tolerances			
				Dat.	Name	Maßstab/ Scale 1:1	Zugentlastungsschelle/ strain relief		
			Detail.	07.01.99	PL				
			Insp.		SDT				
			Stand.						
413153	27.08.07	Bor	HARTING Electric GmbH & Co. KG D-32339 Espelkamp				TB 09 00 000 5339		Blatt/ page
25449	07.01.99	PL							
Mod.	Dat.	Name	Sub. f. TB 09 00 000 5339 v. 27.04.92						