

- NOTES:**
1. ROHS COMPLIANT
  2. MATERIALS:  
 FIBER OPTIC:  $\varnothing$ 1.5MM OPTICAL CORE,  $\varnothing$ 2.2MM POLYETHYLENE CABLE JACKET  
 LENS MOUNT: OPTICAL GRADE ACRYLIC  
 LED MOUNTS: FOR SMD 22 & THR 22 - NYLON 66, UL RATING 94-V2  
 FOR THR 5 22 - NYLON 66, UL RATING 94-HB  
 LENS: POLYCARBONATE, UL RATING 94-V2  
 LENS SPACER: POLYPROPYLENE
  3. OPTICAL CORE ENDS POLISHED TO 10 MICRONS.
  4. PANEL MOUNTING HOLE .250" (6.35mm) ON 3/8" (9.52mm)CENTERS
  5. PANEL THICKNESS FOR CLF 280: 1/16" (1.60mm) TO 1/8" (3.18mm);  
 CLB 300, CLR 301 AND SQB 400: 1/32" (0.79mm) TO 1/4" (6.35mm).
  6. FOR PANELS LESS THAN 3/16" (4.76mm) USE SPC 125 SPACER
  7. FOR ADDED SECURITY USE RNG 268.
  8. FOR BEST RESULTS USE ONLY NARROW VIEWING ANGLE NON-DIFFUSED LEDS WITH OUTPUT POWER GREATER THAN 100mcd.
  9. U.S. AND FOREIGN PATENS ISSUED.

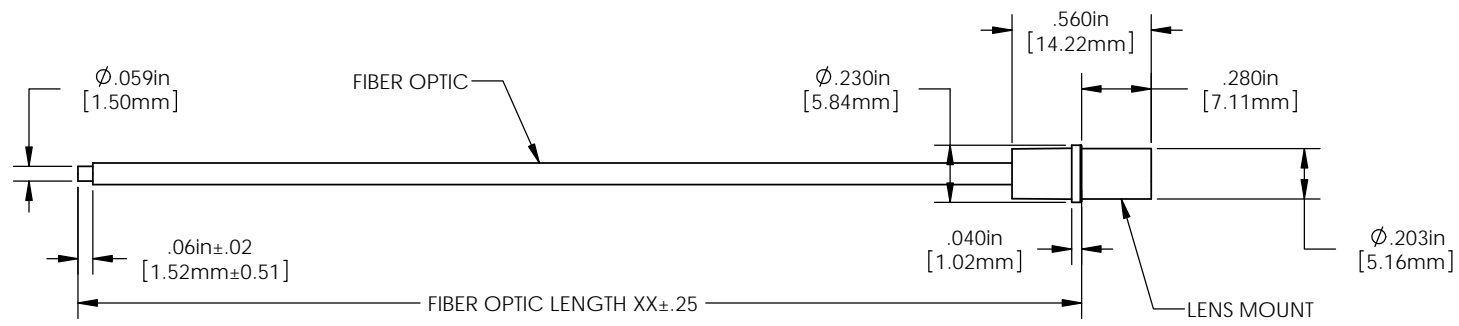
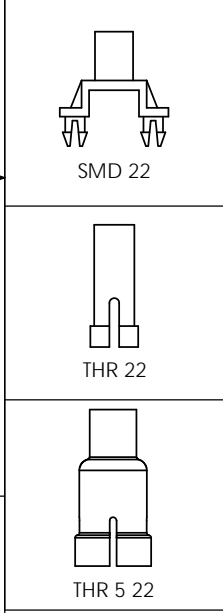
LIGHT PIPE ASSEMBLY ORDERING CODE (EXAMPLE): **FLX XX**

LENGTH	
LENGTH CODE	ACTUAL LENGTH
02	2.0"
04	4.0"
06	6.0"
08	8.0"
12	12.0"

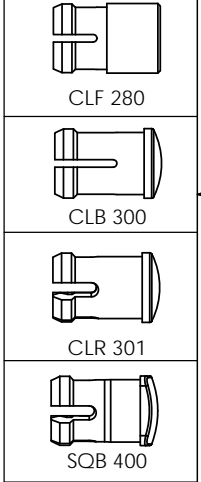
CUSTOM LENGTHS AVAILABLE UPON REQUEST

REVISIONS					
ECN #	REV.	DESCRIPTION	DATE	INITIALS	CHK'D
-	001	INITIAL RELEASE	7/8/10	SMU	DZ
-	002	CHG DWG FORMAT	8/2/10	KH	AZ
-	003	REVISED PER ECR 092810AA01	10/4/10	KH	AZ
396	004	REVISED PER ECR 011812KH01	1/19/12	KH	AZ

**MOUNTING OPTIONS (ORDER SEPARATELY)**



**LENS OPTIONS (ORDER SEPARATELY)**



<small>DIMENSION STYLE: INCHES (MM)          GENERAL TOLERANCES UNLESS OTHERWISE SPECIFIED</small> <table border="1"> <tr> <th>INCHES</th> <th>MM</th> </tr> <tr> <td>X</td> <td>±.020 ±.508</td> </tr> <tr> <td>XX</td> <td>±.010 ±.254</td> </tr> <tr> <td>XXX</td> <td>±.005 ±.127</td> </tr> </table>	INCHES	MM	X	±.020 ±.508	XX	±.010 ±.254	XXX	±.005 ±.127	<small>APPROVAL</small> DRAWN: KHOWARD CHECKED: AZANELLI	<small>DATE</small> 8/2/10 8/2/10	 190 BOSSTICK BLVD. SUITE 101 SAN MARCOS, CA 92069 U.S.A. PHONE: (760) 560-1300, FAX: (760) 560-1301 EMAIL: vccsales@vccclite.com
	INCHES	MM									
X	±.020 ±.508										
XX	±.010 ±.254										
XXX	±.005 ±.127										
<small>THIRD ANGLE PROJECTION</small> 	<small>MATERIAL</small> SEE NOTES	<small>TITLE:</small> <b>FLX XX ASSEMBLY</b>									
<small>PROPRIETARY AND CONFIDENTIAL</small> THE INFORMATION CONTAINED IN THIS DRAWING IS THE SOLE PROPERTY OF VISUAL COMMUNICATIONS COMPANY, INC. ANY REPRODUCTION IN PART OR AS A WHOLE WITHOUT THE WRITTEN PERMISSION OF VISUAL COMMUNICATIONS COMPANY, INC IS PROHIBITED.	<small>FINISH</small> SEE NOTES	<small>SIZE</small> <b>B</b>	<small>DWG. NO.</small> <b>FLX XX</b>	<small>REV</small> <b>004</b>							
<small>DO NOT SCALE DRAWING</small>		<small>SCALE: 1:1</small>	<small>SHEET 1 OF 1</small>								