

NOTES:

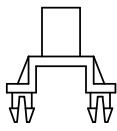
1. ROHS COMPLIANT
2. MATERIALS:
 FIBER OPTIC: \varnothing 1.5MM OPTICAL CORE, \varnothing 2.2MM POLYETHYLENE CABLE JACKET
 LENS MOUNT: OPTICAL GRADE ACRYLIC
 LED MOUNTS: FOR SMD 22 & THR 22 - NYLON 66, UL RATING 94-V2
 FOR THR 5 22 - NYLON 66, UL RATING 94-HB
 LENS: POLYCARBONATE, UL RATING 94-V2
 LENS SPACER: POLYPROPYLENE
3. OPTICAL CORE ENDS POLISHED TO 10 MICRONS.
4. PANEL MOUNTING HOLE .250" (6.35mm) ON 3/8" (9.52mm)CENTERS
5. PANEL THICKNESS FOR CLF 280: 1/16" (1.60mm) TO 1/8" (3.18mm);
 CLB 300, CLR 301 AND SQB 400: 1/32" (0.79mm) TO 1/4" (6.35mm).
6. FOR PANELS LESS THAN 3/16" (4.76mm) USE SPC 125 SPACER
7. FOR ADDED SECURITY USE RNG 268.
8. FOR BEST RESULTS USE ONLY NARROW VIEWING ANGLE NON-DIFFUSED LEDS WITH OUTPUT POWER GREATER THAN 100mcd.
9. U.S. AND FOREIGN PATENS ISSUED.

LIGHT PIPE ASSEMBLY ORDERING CODE (EXAMPLE): **FLX XX**

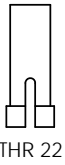
| LENGTH | |
|---------------------------------------|---------------|
| LENGTH CODE | ACTUAL LENGTH |
| 02 | 2.0" |
| 04 | 4.0" |
| 06 | 6.0" |
| 08 | 8.0" |
| 12 | 12.0" |
| CUSTOM LENGTHS AVAILABLE UPON REQUEST | |

| REVISIONS | | | | | |
|-----------|------|----------------------------|---------|----------|-------|
| ECN # | REV. | DESCRIPTION | DATE | INITIALS | CHK'D |
| - | 001 | INITIAL RELEASE | 7/8/10 | SMU | DZ |
| - | 002 | CHG DWG FORMAT | 8/2/10 | KH | AZ |
| - | 003 | REVISED PER ECR 092810AA01 | 10/4/10 | KH | AZ |
| 396 | 004 | REVISED PER ECR 011812KH01 | 1/19/12 | KH | AZ |

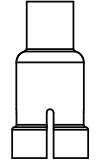
MOUNTING OPTIONS (ORDER SEPARATELY)



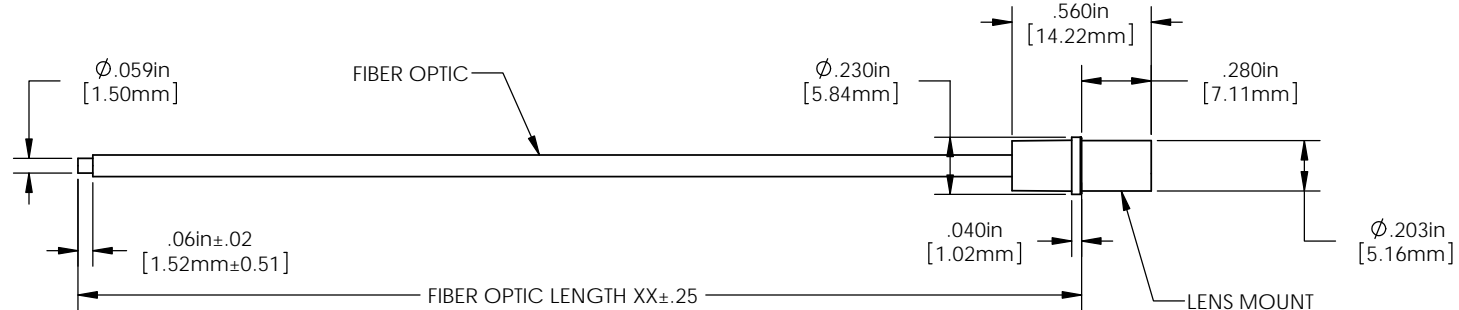
SMD 22



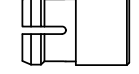
THR 22



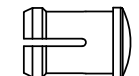
THR 5 22



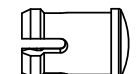
LENS OPTIONS (ORDER SEPARATELY)



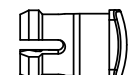
CLF 280



CLB 300



CLR 301



SQB 400

| <small>DIMENSION STYLE: INCHES (MM) GENERAL TOLERANCES UNLESS OTHERWISE SPECIFIED</small> <table border="1"> <tr> <th>INCHES</th> <th>MM</th> </tr> <tr> <td>X</td> <td>\pm 0.20 \pm 508</td> </tr> <tr> <td>XX</td> <td>\pm 0.10 \pm 254</td> </tr> <tr> <td>XXX</td> <td>\pm 0.05 \pm 127</td> </tr> </table> ANGLE \pm 1° ✓ BREAK ALL CORNERS AND SHARP EDGES 90° MAX THIRD ANGLE PROJECTION PROPRIETARY AND CONFIDENTIAL THE INFORMATION CONTAINED IN THIS DRAWING IS THE SOLE PROPERTY OF VISUAL COMMUNICATIONS COMPANY, INC. ANY REPRODUCTION IN PART OR AS A WHOLE WITHOUT THE WRITTEN PERMISSION OF VISUAL COMMUNICATIONS COMPANY, INC IS PROHIBITED. | INCHES | MM | X | \pm 0.20 \pm 508 | XX | \pm 0.10 \pm 254 | XXX | \pm 0.05 \pm 127 | APPROVAL DRAWN: KHOWARD CHECKED: AZANELLI | DATE 8/2/10 8/2/10 | 190 BOSSTICK BLVD, SUITE 101 SAN MARCOS, CA 92069 U.S.A. PHONE: (760) 560-1300, FAX: (760) 560-1301 EMAIL: vccsales@vccsite.com | TITLE: FLX XX ASSEMBLY | |
|---|----------------------|------------------|--------------------|----------------------|--|----------------------|-----|----------------------|---|--------------------------|--|----------------------------------|--|
| | INCHES | MM | | | | | | | | | | | |
| X | \pm 0.20 \pm 508 | | | | | | | | | | | | |
| XX | \pm 0.10 \pm 254 | | | | | | | | | | | | |
| XXX | \pm 0.05 \pm 127 | | | | | | | | | | | | |
| MATERIAL SEE NOTES | FINISH SEE NOTES | SIZE B | DWG. NO. FLX XX | REV 004 | DO NOT SCALE DRAWING SCALE: 1:1 SHEET 1 OF 1 | | | | | | | | |