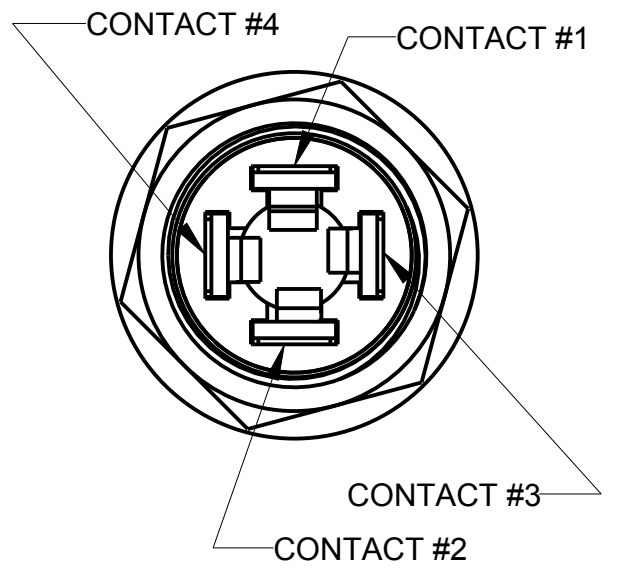
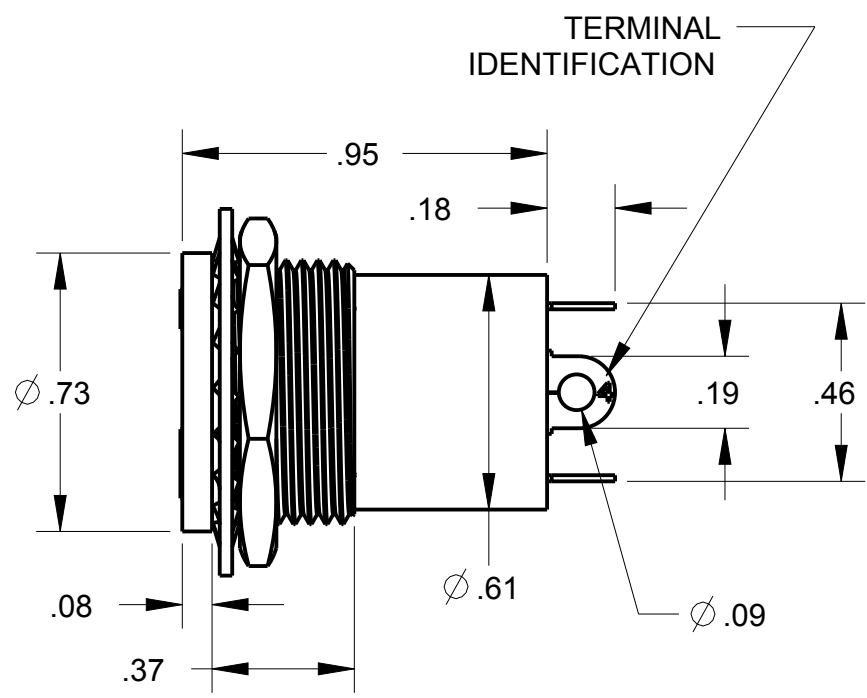
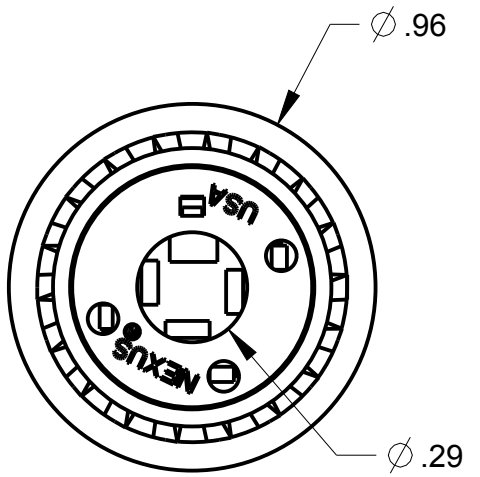
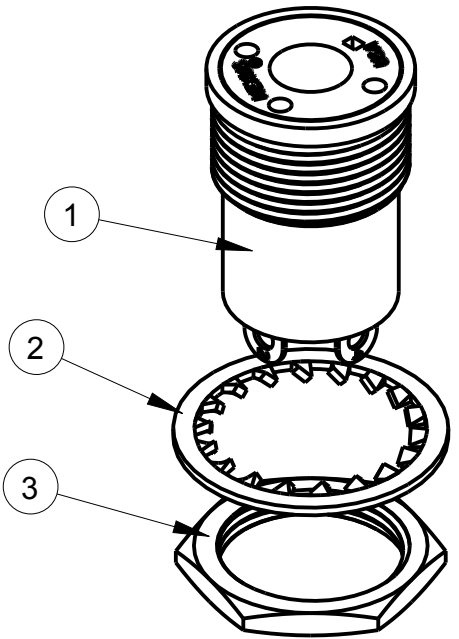


ITEM #	PART #	QTY	DESCRIPTION
1	TJT-120-8	1	JACK ASSEMBLY, EXTERNAL THREAD
2	TJT-120-3	1	LOCK WASHER
3	TJT-120-2	1	NUT

**B** TJT-120DC

- NOTES:  
 1) TERMINALS 1,2,3,& 4 ARE BERY. CU.  
 2) FINISH: ALL TERMINALS PER QQ-N-290, TYPE 1, CLASS 7, NICKEL  
 3) ASSEMBLY TO MATE WITH TELEPHONE PLUGS TYPE U-93A/U, U-174/U, & NEXUS TP-120  
 4) TERMINALS 1 & 3 ARE FOR MICROPHONE CIRCUIT, TERMINALS 2 & 4 ARE FOR EARPHONE CIRCUIT  
 5) INSERTION FORCE: 13 LBS MAX  
 WITHDRAWL FORCE: 5 LBS MIN, 10 LBS MAX  
 6) ELECTRICAL:  
 A) DIALECTRIC STRENGTH - 500 VOLTS RMS MIN BETWEEN ANY PAIR OF CONTACTS.  
 B) INSULATION RESISTANCE - 100 MEGAOHMS MIN BETWEEN ANY PAIR OF CONTACTS  
 7) RECOMMENDED PANEL CUTOUT TO BE  $\phi .703 \pm .003$



THIS DOCUMENT CONTAINS PROPRIETARY INFORMATION OF NEXUS, INCORPORATED AND SUCH INFORMATION MAY NOT BE DISCLOSED TO OTHERS FOR ANY PURPOSE OR USED FOR ANY PURPOSE WITHOUT THE WRITTEN CONSENT OF NEXUS.

LET.	REVISION	CN #	DATE	CHK.
B	ADD NOTE #7	184	10/4 2013	HR
A	NEW RELEASE		3/15 2013	HR

DWN.BY	HR	DATE	3/15/13
CHECKED BY		DATE	
APPR.BY		DATE	

MATERIAL	
FINISH	
WEIGHT	SCALE = 1.00 :1
TITLE	
PHONE JACK ASSEMBLY	
DO NOT SCALE DWG.	SHEET 1 OF 1

**NEXUS**  
STAMFORD, CONN

SIZE **B** DWG. NO. TJT-120DC