









TERMINATIONS AND ADAPTERS

TERMINATIONS AND ADAPTERS		
Product	Features	Accessory For
1N5339B Termination Device 	5 W axial-lead ground-check termination. Included with SE-105 and SE-107.	SE-105 SE-107
SE-TA6-SM Stud-Mount Termination Assembly 	50 W ground-check termination that is robust and compact for submersible pumps. Wire lead simplifies installation. (Replacement for 1N4553B)	SE-105 SE-107
SE-TA6 Termination Assembly 	50 W ground-check termination with convenient mounting holes and screw terminals.	SE-105 SE-107
SE-TA6A (PGA-0T6A) Termination Assembly 	Temperature compensated 50 W ground-check termination with convenient mounting holes and screw terminals.	SE-105 SE-107 SE-134C
SE-TA6A-WL Termination Assembly 	Temperature compensated 50 W ground-check termination with convenient mounting holes and screw terminals.	SE-105 SE-107 SE-134C
SE-TA6ASF-WL Small-Format Termination Assembly with Wire Leads 	Temperature compensated 12 W ground-check termination, ideal for use in cable-coupler end caps and submersible pumps. Mounting holes and wire leads.	SE-105 SE-107 SE-134C
SE-TA12A Termination Assembly 	Temperature compensated 50 W ground-check termination with convenient mounting holes and screw terminals.	SE-135 SE-145
SE-TA12ASF-WL Small-Format Termination Assembly with Wire Leads 	Temperature compensated 12 W ground-check termination, ideal for use in cable-coupler end caps and submersible pumps. Mounting holes and wire leads.	SE-135 SE-145
SE-TA12A-WL Termination Assembly 	Temperature compensated 50 W ground-check termination with convenient mounting holes and screw terminals.	SE-135 SE-145
SE-TA12A SE-TA12B Termination Assemblies 	Used together to allow an SE-134C to monitor a splitter box and two cables.	SE-134C
PPI-600V Parallel Path Isolator 	Parallel ground-path rejection for ground-check monitors. Eliminates intermachine arcing and prevents stray DC currents from flowing in a monitored ground wire.	SE-105 SE-107 SE-134C SE-135
RK-13 Relay Interface Module 	Separate ground-fault and ground-check indication contacts for the SE-105, and separate ground-fault and resistor-fault contacts for the SE-325. Used to provide output to a PLC and operate standard pilot lights. Complete with conformally coated circuit boards.	SE-105 SE-107 SE-325
SE-485-DIN Industrial RS-485 to RS-232 Converter 	Industrial network quality RS-485 to RS-233 serial converter. DIN-rail mounted, 24 Vdc required.	MPS FPS
SE-485-PP Port-Powered Serial Converter 	Converts an RS-485 signal to an RS-232 signal. Used for set-point programming and updating flash memory. 115.2 kbit/s maximum transfer rate.	MPU-32 MPU FPU-32 FPS
CA-945 Serial Connector Adapter Kit 	Connects an RJ45 to a 9-pin serial connector. Includes 1.5 m cable and plug-in adapter.	MPU-32 FPU-32
SE-ICUSB232 USB to RS-232 Converter 	Connects a 9-pin serial cable to a USB port.	SE-330 SE-330AU SE-485-PP CA-945 SE-330HV SE-485-DIN

TERMINATIONS AND ADAPTERS

TERMINATIONS AND ADAPTERS		
Product	Features	Accessory For
A0033 Detector Cable	 Extension cable for the A0200 and A0300 sensors.	D0900
AC700-CUA Communications Adapter	 Optical network-interface and firmware-upgrade communication adapter. Field-installed.	EL731
D0400 Junction Box (No Indication)	 Junction box without indication, for parallel connection of more than 2 sensors for one relay. Designed to connect up to 8 sensors.	D0900
D0500 Junction Box (Indication)	 Junction box with indication, for parallel connection of more than 2 sensors for one relay. Designed to connect up to 8 sensors.	D0900
E5540 USB Cable	USB Cable with A/Mini-B plug (2 m).	E5000
G0100 Programming Kit	 Connects to RS232 port. Includes blank front-plate labels and permanent pen for texting scales.	G2000 G3000 G3300
K 3452 &K3450 RS232 Cable	 For configuration from PC.	M2000
K1025 USB A-B Cable	 USB A to B cable.	M2500
T4910 Potentiometer with Cable	 For external power factor setting. External contact between terminals 12 (COM) and 28 (PF ON). Included.	T4900