


























# TERMINATIONS AND ADAPTERS

TERMINATIONS AND ADAPTERS		
Product	Features	Accessory For
<b>1N5339B</b> Termination Device 	5 W axial-lead ground-check termination. Included with SE-105 and SE-107.	<b>SE-105</b> <b>SE-107</b>
<b>SE-TA6-SM</b> Stud-Mount Termination Assembly 	50 W ground-check termination that is robust and compact for submersible pumps. Wire lead simplifies installation. (Replacement for 1N4553B)	<b>SE-105</b> <b>SE-107</b>
<b>SE-TA6</b> Termination Assembly 	50 W ground-check termination with convenient mounting holes and screw terminals.	<b>SE-105</b> <b>SE-107</b>
<b>SE-TA6A (PGA-0T6A)</b> Termination Assembly 	Temperature compensated 50 W ground-check termination with convenient mounting holes and screw terminals.	<b>SE-105</b> <b>SE-107</b> <b>SE-134C</b>
<b>SE-TA6A-WL</b> Termination Assembly 	Temperature compensated 50 W ground-check termination with convenient mounting holes and screw terminals.	<b>SE-105</b> <b>SE-107</b> <b>SE-134C</b>
<b>SE-TA6ASF-WL</b> Small-Format Termination Assembly with Wire Leads 	Temperature compensated 12 W ground-check termination, ideal for use in cable-coupler end caps and submersible pumps. Mounting holes and wire leads.	<b>SE-105</b> <b>SE-107</b> <b>SE-134C</b>
<b>SE-TA12A</b> Termination Assembly 	Temperature compensated 50 W ground-check termination with convenient mounting holes and screw terminals.	<b>SE-135</b> <b>SE-145</b>
<b>SE-TA12ASF-WL</b> Small-Format Termination Assembly with Wire Leads 	Temperature compensated 12 W ground-check termination, ideal for use in cable-coupler end caps and submersible pumps. Mounting holes and wire leads.	<b>SE-135</b> <b>SE-145</b>
<b>SE-TA12A-WL</b> Termination Assembly 	Temperature compensated 50 W ground-check termination with convenient mounting holes and screw terminals.	<b>SE-135</b> <b>SE-145</b>
<b>SE-TA12A SE-TA12B</b> Termination Assemblies 	Used together to allow an SE-134C to monitor a splitter box and two cables.	<b>SE-134C</b>
<b>PPI-600V</b> Parallel Path Isolator 	Parallel ground-path rejection for ground-check monitors. Eliminates intermachine arcing and prevents stray DC currents from flowing in a monitored ground wire.	<b>SE-105 SE-107</b> <b>SE-134C SE-135</b>
<b>RK-13</b> Relay Interface Module 	Separate ground-fault and ground-check indication contacts for the SE-105, and separate ground-fault and resistor-fault contacts for the SE-325. Used to provide output to a PLC and operate standard pilot lights. Complete with conformally coated circuit boards.	<b>SE-105 SE-107</b> <b>SE-325</b>
<b>SE-485-DIN</b> Industrial RS-485 to RS-232 Converter 	Industrial network quality RS-485 to RS-232 serial converter. DIN-rail mounted, 24 Vdc required.	<b>MPS</b> <b>FPS</b>
<b>SE-485-PP</b> Port-Powered Serial Converter 	Converts an RS-485 signal to an RS-232 signal. Used for set-point programming and updating flash memory. 115.2 kbit/s maximum transfer rate.	<b>MPU-32 MPU</b> <b>FPU-32 FPS</b>
<b>CA-945</b> Serial Connector Adapter Kit 	Connects an RJ45 to a 9-pin serial connector. Includes 1.5 m cable and plug-in adapter.	<b>MPU-32</b> <b>FPU-32</b>
<b>SE-ICUSB232</b> USB to RS-232 Converter 	Connects a 9-pin serial cable to a USB port.	<b>SE-330 SE-330AU SE-485-PP</b> <b>CA-945 SE-330HV SE-485-DIN</b>

## TERMINATIONS AND ADAPTERS

TERMINATIONS AND ADAPTERS		
Product	Features	Accessory For
<b>A0033</b> Detector Cable 	Extension cable for the A0200 and A0300 sensors.	<b>D0900</b>
<b>AC700-CUA</b> Communications Adapter 	Optical network-interface and firmware-upgrade communication adapter. Field-installed.	<b>EL731</b>
<b>D0400</b> Junction Box (No Indication) 	Junction box without indication, for parallel connection of more than 2 sensors for one relay. Designed to connect up to 8 sensors.	<b>D0900</b>
<b>D0500</b> Junction Box (Indication) 	Junction box with indication, for parallel connection of more than 2 sensors for one relay. Designed to connect up to 8 sensors.	<b>D0900</b>
<b>E5540</b> USB Cable 	USB Cable with A/Mini-B plug (2 m).	<b>E5000</b>
<b>G0100</b> Programming Kit 	Connects to RS232 port. Includes blank front-plate labels and permanent pen for texting scales.	<b>G2000 G3000 G3300</b>
<b>K 3452 &amp;K3450</b> RS232 Cable 	For configuration from PC.	<b>M2000</b>
<b>K1025</b> USB A-B Cable 	USB A to B cable.	<b>M2500</b>
<b>T4910</b> Potentiometer with Cable 	For external power factor setting. External contact between terminals 12 (COM) and 28 (PF ON). Included.	<b>T4900</b>