

Single Turn Trimmer

Model 22



Features:

- 3 mm square
- Sealed single turn
- Cermet
- Surface mount

Model Styles Available

J Hook	22A
Side Mount	22S

Electrical

Standard Resistance Range	10 Ohms to 2 Megohms
Standard Resistance Tolerance	±20%
Input Voltage	200 Vdc Max. or rms not to exceed power rating
Power Rating	0.125 Watts at 70°C derating to 0 at 125°C
End Resistance	1% or 3 Ohms Max., whichever is greater
Actual Electrical Travel	220° nominal
Dielectric Strength	500 Vrms
Insulation Resistance	100 Megohms Min.
Resolution	Essentially infinite
Contact Resistance Variation	3% or 3 Ohms Max., whichever is greater

Environmental

Seal	85°C Fluorinert® (No Leaks)
Temperature Coefficient	±100 ppm/°C (<100 Ohms = ±150 ppm/°C)
Operating Temperature Range	-55°C to +125°C
Thermal Shock	Five cycles -55°C to +125°C (2% ΔRT, 1% ΔVR)
Moisture Resistance	Ten 24 hour cycles (3% ΔRT)
Shock	6 ms sawtooth, 100 G's (1% ΔRT, 1% ΔVR)
Vibration	20 G's, 10 to 2,000 Hz (1% ΔRT, 1% ΔVR)
High Temperature Exposure	250 hours at 125°C (2% ΔRT, 2% ΔVR)
Rotational Life	100 cycles (3% ΔRT)
Load Life	1,000 hours at 70°C & 0.125 Watts (3% ΔRT, 1% ΔVR)
Resistance to Solder Heat	260°C for 5 seconds

General Note

TT Electronics reserves the right to make changes in product specification without notice or liability. All information is subject to TT Electronics' own data and is considered accurate at time of going to print.

Mechanical

Mechanical Stops	Solid
Stop Strength	1.3 oz.-in. Min. (300 g-cm)
Torque	0.65 oz.-in. Max. (150 g-cm)
Weight	0.002 oz. nominal (0.14 grams)
Wiper Position	Approximately 50%

Ordering Information



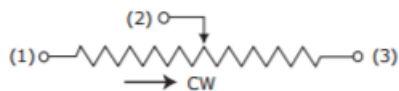
Packaging Information

Standard (no code): Boxes. Capacity = 100 units.

Option (TR code): Tape & Reel. All units oriented with #2 (slider) pin adjacent to sprocket holes.

	Pin Style	A	S
Tape	Width =	12 mm	16 mm
	Sprocket =	4 mm pitch	4 mm pitch
	Capacity =	1000 units	200 units
Reel	Diameter =	7" (178 mm)	10" (254 mm)

Circuit Diagram



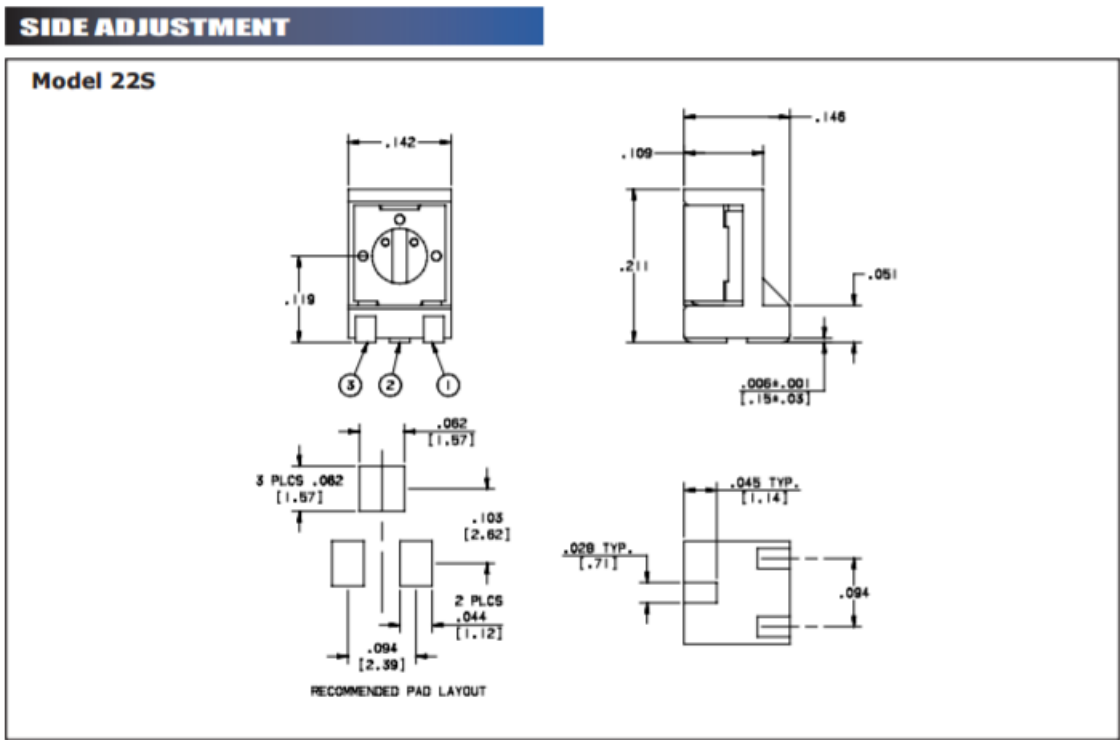
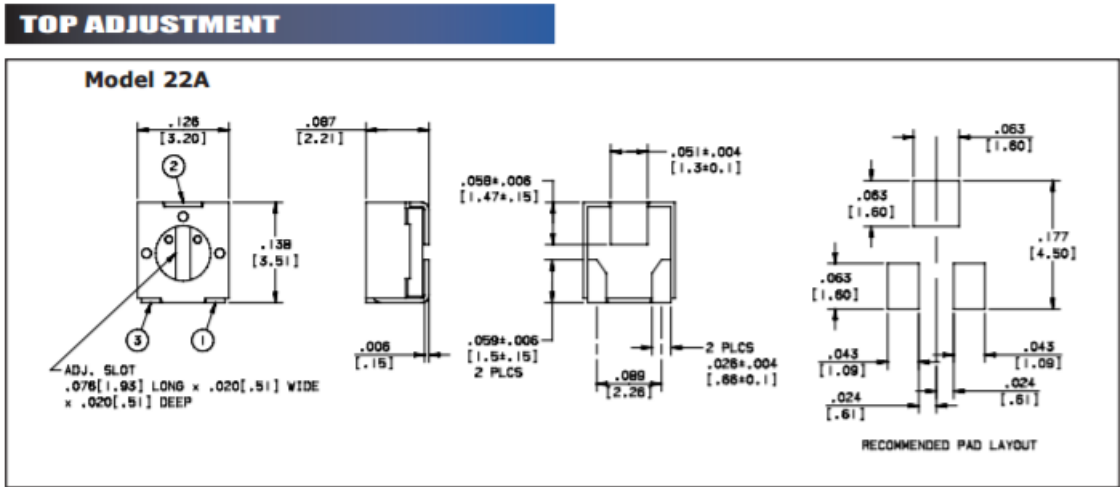
Standard Resistance Values, Ohms

10	100	1K	10K	100K	1Meg
20	200	2K	20K	200K	2Meg
50	500	5K	50K	500K	

General Note

TT Electronics reserves the right to make changes in product specification without notice or liability. All information is subject to TT Electronics' own data and is considered accurate at time of going to print.

Outline Drawings



General Note
 TT Electronics reserves the right to make changes in product specification without notice or liability. All information is subject to TT Electronics' own data and is considered accurate at time of going to print.