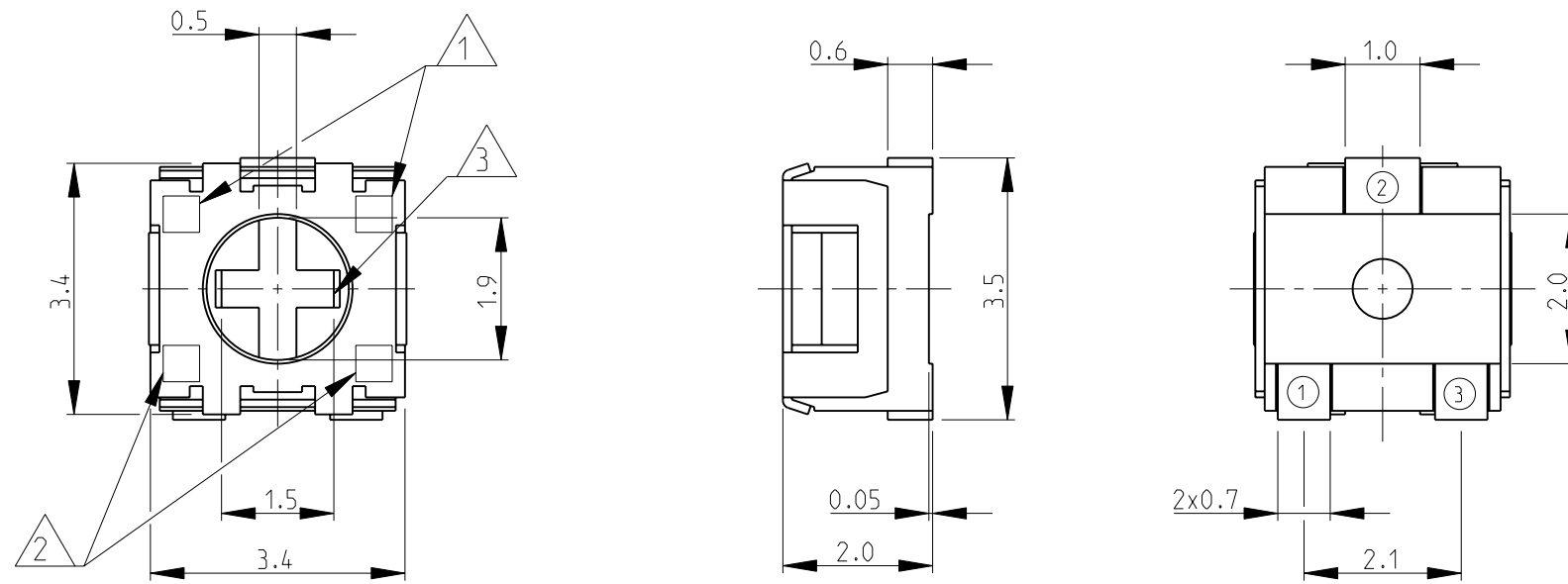


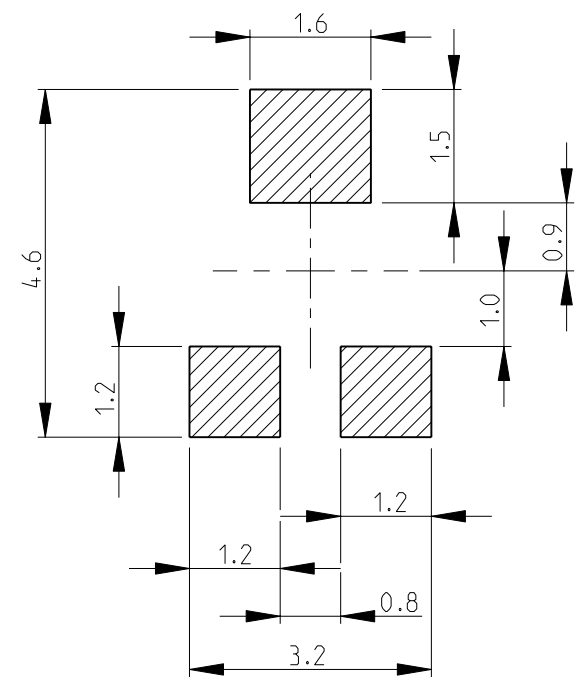
LOC	DIST	REVISIONS			
P	LTR	DESCRIPTION	DATE	DWN	APVD
E	B	BA1	REVISED PER ECO-11-005150	29MAR2011	RK HMR

- 1 DATE CODE
- 2 RESISTANCE CODE 2 DIGITS
- 3 CROSS SLOT FOR "0" BIT DRIVER, DEPTH: 0.45mm
- 4 FOR FURTHER INFORMATION SEE DATA SHEET FOR 3203 SERIES-SMD TRIMMERS

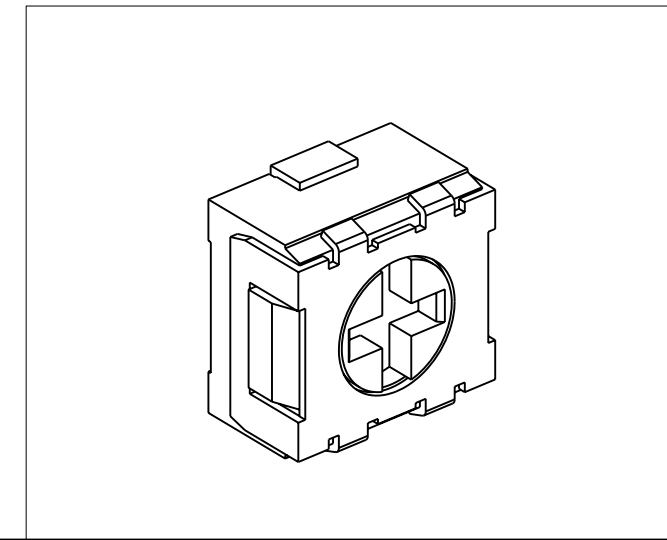
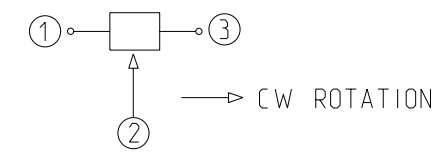



RoHS Compliant

RECOMMENDED LAND PATTERN



CIRCUIT DIAGRAM



THIS DRAWING IS A CONTROLLED DOCUMENT.		DWN	12-NOV-08		 TE Connectivity
DIMENSIONS: mm		CHK	12-NOV-08		
TOLERANCES UNLESS OTHERWISE SPECIFIED:		APVD	12-NOV-08		
0 PLC ± 0.2 1 PLC ± 0.1 2 PLC ± - 3 PLC ± - 4 PLC ± - ANGLES ± 5°		PRODUCT SPEC	-		
MATERIAL -		FINISH -	-		NAME
			-		SMD TRIMMERS SERIES 3203
			-		SIZE
			-		A3
			-		CAGE CODE
			-		00779
			-		DRAWING NO
			-		1623916
			-		RESTRICTED TO
			-		-
CUSTOMER DRAWING		SCALE	10:1		SHEET
					1 OF 1
					REV
					BA1