THIS DRAWING IS UNPUBLISHED. RELEASED FOR PUBLICATION -,- .
© COPYRIGHT - TE Connectivity ALL RIGHTS RESERVED.

REVISIONS

P	LTR	DESCRIPTION	DATE	DWN	APVD
	E	REVISED PER ECO-17-010024	13JUL2017	SY	SY

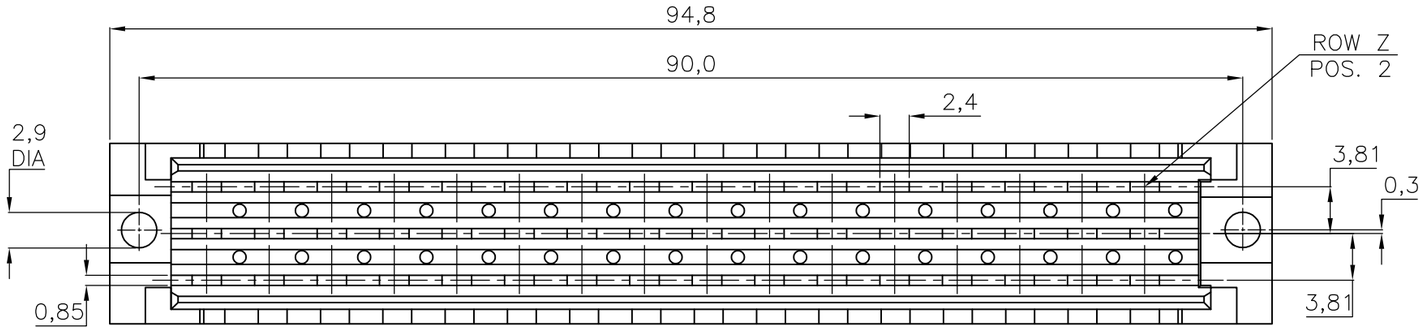

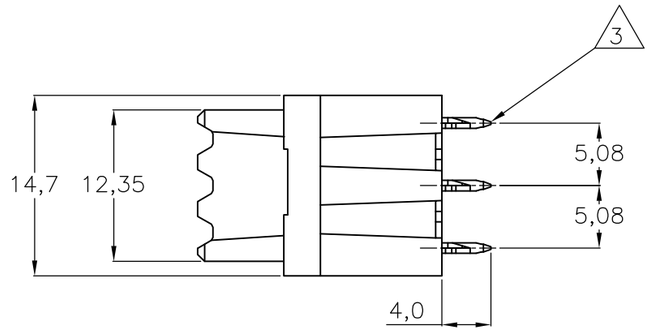

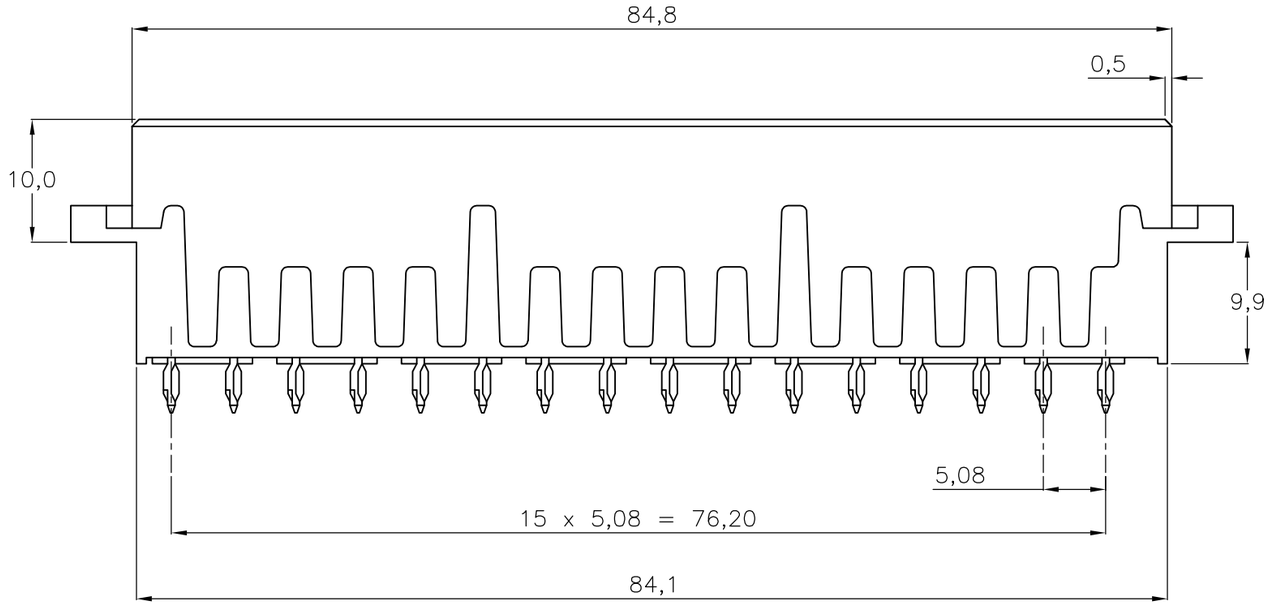

NOTES:

1. MATERIAL : - HOUSING : POLYESTER G.F.
   COLOUR : GREY.
   - CONTACTS : PHOSPHORBRONZE.
2. FINISH : -1 IEC 60603-2 PERFORMANCE LEVEL I OVER NICKEL IN CONTACT AREA, Sn OVER 1,25µm NI ON SOLDER POST.
   -4 IEC 60603-2 PERFORMANCE LEVEL II OVER NICKEL IN CONTACT AREA, Sn OVER 1,25µm NI ON SOLDER POST.
   -7 SAME AS -1 ONLY 2,0µm AU IN CONTACT AREA.
   -8 SAME AS -1 ONLY 0,4µm AU IN CONTACT AREA.
3. FOR P.C.B.-THICKNESS 1,6-2,4

P.C.B. HOLE DIM. ACTION PIN	
DRILLED HOLE	: 1,15 ± 0,025 mm
FIN. HOLE	: 1,015 ± 0,075 mm
AFTER REFLOW	: 1,0 ± 0,09 mm
Cu-thks	: 0,05 ± 0,025 mm
SnPb-thks	: 0,007 ± 0,003 mm
Ref TE Spec.	: 106-14018/14019

POS	ROW z	ROW b	ROW d
32	X	X	X
30	X	X	X
28	X	X	X
26	X	X	X
24	X	X	X
22	X	X	X
20	X	X	X
18	X	X	X
16	X	X	X
14	X	X	X
12	X	X	X
10	X	X	X
8	X	X	X
6	X	X	X
4	X	X	X
2	X	X	X

AN ASTERISK ,,X'' DENOTES A CONTACT.

FINISH	MATERIAL	PARTNUMBER
OBSOLETE	SEE NOTE 2	SEE NOTE 1	~~215334-8~~
OBSOLETE			~~215334-7~~
			215334-4
			215334-1

THIS DRAWING IS A CONTROLLED DOCUMENT.

DIMENSIONS: mm

TOLERANCES UNLESS OTHERWISE SPECIFIED:
0 PLC ± -
1 PLC ± -
2 PLC ± -
3 PLC ± -
4 PLC ± -
ANGLES ± -

MATERIAL -

FINISH -

DWN J.V.GRUNSVEN 21FEB86
CHK M.SPOOREN 21FEB86
APVD L.V.SOEST -
PRODUCT SPEC —
APPLICATION SPEC —
WEIGHT 0.000000

TE Connectivity

NAME
3 x 16 POS. TYPE F FEMALE
B.T.B. - A.P. CONNECTOR.
-

SIZE	CAGE CODE	DRAWING NO	RESTRICTED TO
A3	00779	C-215334	—

CUSTOMER DRAWING | SCALE NTS | SHEET 1 OF 1 | REV E