


Bus system cable - NBC-MSD/1,63-93E/MRDC4 SCO - 1408343

Please be informed that the data shown in this PDF Document is generated from our Online Catalog. Please find the complete data in the user's documentation. Our General Terms of Use for Downloads are valid
(<http://phoenixcontact.com/download>)

Assembled Ethernet cable, CAT5e, shielded, 2-pair, 26 AWG stranded (7-wire), RAL 5021 (water blue), straight M12 plug to angled M12 plug with C4-encoding SPEEDCON, line, length: 1.63 m



Key Commercial Data

Packing unit	1 pc
Minimum order quantity	50 pc
GTIN	 4 046356 812962
GTIN	4046356812962

Technical data

Dimensions

Length of cable	1.63 m
-----------------	--------

Ambient conditions

Ambient temperature (operation)	-25 °C ... 85 °C (M12 connector)
---------------------------------	----------------------------------

General data

Rated current at 40°C	4 A
Rated voltage	48 V AC
	60 V DC
Number of positions	4
Signal type/category	Ethernet CAT5, 100 Mbps
Standards/regulations	M12 connector IEC 61076-2-101
Contact material	CuSn
Contact carrier material	PA 6.6
Contact surface material	Ni/Au

Standards and Regulations

Standard designation	M12 connector
Standards/regulations	IEC 61076-2-101

Cable

Cable type	Ethernet
Cable type (abbreviation)	93E
Signal type/category	Ethernet CAT5 (IEC 11801:2002)

Bus system cable - NBC-MSD/1,63-93E/MRDC4 SCO - 1408343

Technical data

Cable

Cable structure	2x2xAWG26/7 PIMF
Conductor cross section	2x 2x 0.14 mm ²
AWG signal line	26
Conductor structure signal line	7x 0.15 mm
Core diameter including insulation	≤ 1.05 mm
Wire colors	white/orange-orange, white/green-green
Twisted pairs	2 cores to the pair
Type of pair shielding	Aluminum-lined polyester foil
Overall twist	Two pairs with two fillers to the core
Shielding	Tinned copper braided shield
External sheath, color	water blue RAL 5021
External cable diameter D	6.7 mm
Smallest bending radius, movable installation	34 mm
Tensile strength GRP	30 N (for installation)
	10 N (in accordance with installation)
Cable weight	42 kg/km
Outer sheath, material	PUR
Material conductor insulation	Cell PE
Conductor material	Bare Cu litz wires
Insulation resistance	≥ 5 GΩ*km
Conductor resistance	≤ 150 Ω/km
Working capacitance	42 pF
Wave impedance	100 Ω ±5 % (at 100 MHz)
Signal speed	0.72 c
Shield attenuation	60 dB (up to 1000 MHz)
Coupling resistance	5.00 mΩ/m (at 10 MHz)
Nominal voltage, cable	max. 125 V
Test voltage, cable	1000 V
Special properties	Free of substances which would hinder coating with paint or varnish
Flame resistance	complying with IEC 60332-2-2
Halogen-free	complying with IEC 60754-1/2
Resistance to oil	in accordance with DIN EN 60811-2-1
Other resistance	Microbe resistance as per VDE 0282 section 10
	Hydrolysis resistance as per DIN 53504
Concentration of fumes	in accordance with IEC 61034-1/2
Ambient temperature (operation)	-40 °C ... 70 °C (cable, fixed installation)
	-10 °C ... 50 °C (cable, flexible installation)

Environmental Product Compliance

REACH SVHC	Lead 7439-92-1
China RoHS	Environmentally Friendly Use Period = 50

Bus system cable - NBC-MSD/1,63-93E/MRDC4 SCO - 1408343

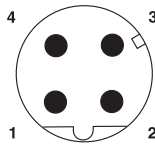
Technical data

Environmental Product Compliance

	For details about hazardous substances go to tab "Downloads", Category "Manufacturer's declaration"
--	---

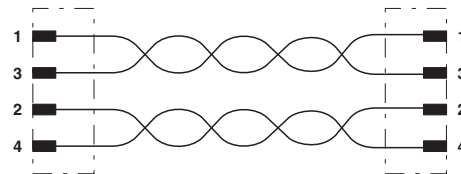
Drawings

Schematic diagram



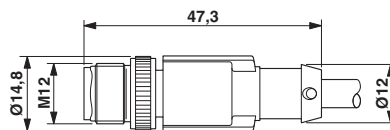
Pin assignment M12 male connector, 4-pos., D-coded, male side

Circuit diagram



Contact assignment of the M12 plugs

Dimensional drawing



Plug, M12 x 1, straight, shielded

Phoenix Contact 2018 © - all rights reserved
<http://www.phoenixcontact.com>

PHOENIX CONTACT GmbH & Co. KG
Flachsmarktstr. 8
32825 Blomberg
Germany
Tel. +49 5235 300
Fax +49 5235 3 41200
<http://www.phoenixcontact.com>