


PS-12100H 12 Volt 10.5 AH

Rechargeable Sealed Lead Acid Battery



We've Got The Power.™



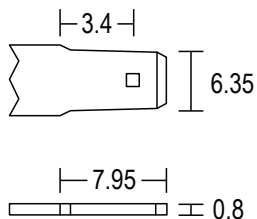
Features

- Absorbent Glass Mat (AGM) technology for superior performance
- Valve regulated, spill proof construction allows safe operation in any position
- Power/volume ratio yielding unrivaled energy density
- Rugged impact resistant ABS case and cover (UL94-HB)
- Approved for transport by air. D.O.T., I.A.T.A., F.A.A. and C.A.B. certified
- U.L. recognized under file number MH 20845

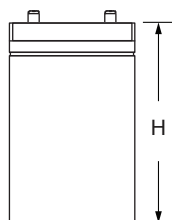
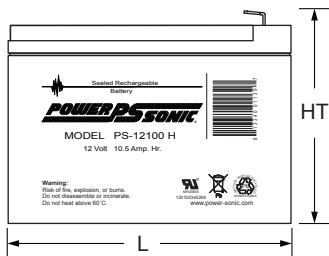

Terminals

(mm)

- F2 - Quick disconnect tabs, 0.250" x 0.032"
Mate with AMP. INC FASTON "250" series



Physical Dimensions: in (mm)



L: 5.94 (151) W: 2.56 (65) H: 4.40 (112) HT: 4.67 (118)

Tolerances are +/- 0.04 in. (+/- 1mm) and +/- 0.08 in. (+/- 2mm) for height dimensions. All data subject to change without notice.

Performance Specifications

Nominal Voltage 12 volts (6 cells)

Nominal Capacity

20-hr. (525mA to 10.50 volts)	10.50 AH
10-hr. (1.00A to 10.50 volts)	10.00 AH
5-hr. (1.87A to 10.20 volts)	9.35 AH
1-hr. (6.82A to 9.00 volts)	6.82 AH
15-min. (17.2A to 9.00 volts).....	4.30 AH

Approximate Weight 7.23 lbs. (3.28 kg)

Energy Density (20-hr. rate) 1.88 W-h/in³ (114.92 W-h/l)

Specific Energy (20-hr. rate) 17.43 W-h/lb (38.42 W-h/kg)

Internal Resistance (approx.) 12 milliohms

Max Discharge Current (7 Min.) 31.5 amperes

Max Short-Duration Discharge Current (10 Sec.)..... 105.0 amperes

Shelf Life (% of nominal capacity at 68°F (20°C))

1 Month	92%
3 Months.....	90%
6 Months	80%

Operating Temperature Range

Charge..	-4°F (-20°C) to 122°F (50°C)
Discharge.....	-40°F (-40°C) to 140°F (60°C)

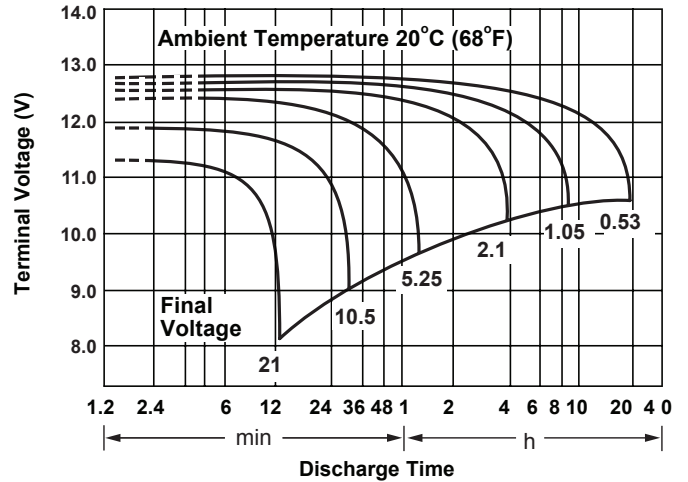
CaseABS Plastic (UL 94-HB)

Power-Sonic Chargers PSC-122000A, 122000A-C

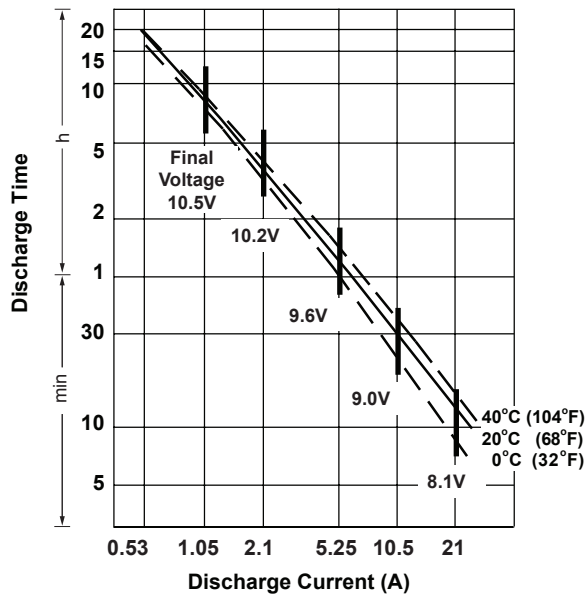
Shelf Life & Storage



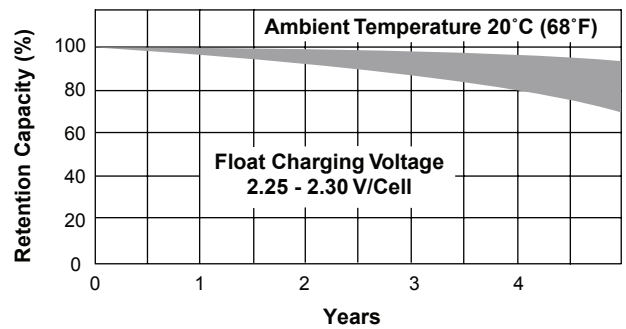
Discharge Characteristics



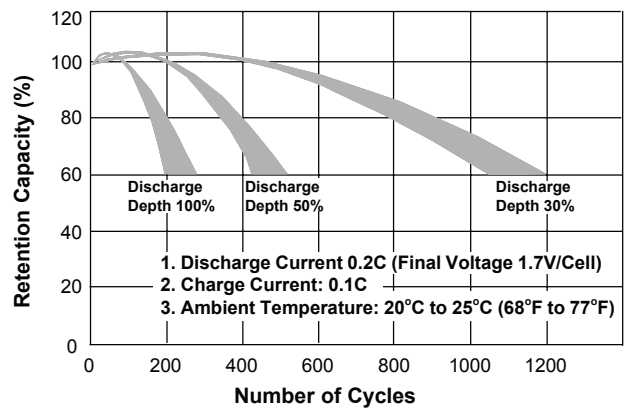
Discharge Time vs. Discharge Current



Life Characteristics in Stand-By Use



Life Characteristics in Cyclic Use



Charging

Cycle Applications: Limit initial current to 3.15A. Charge until battery voltage (under charge) reaches 14.4 to 14.7 volts at 68°F (20°C). Hold at 14.4 to 14.7 volts until current drops to under 105mA. Battery is fully charged under these conditions, and charger should be disconnected or switched to "float" voltage.

"Float" or "Stand-By" Service: Hold battery across constant voltage source of 13.5 to 13.8 volts continuously. When held at this voltage, the battery will seek its own current level and maintain itself in a fully charged condition.

Note: Due to the self-discharge characteristics of this type of battery, it is imperative that they be charged within 6 months of storage, otherwise permanent loss of capacity might occur as a result of sulfation.

Chargers

Power-Sonic offers a wide range of chargers suitable for batteries up to 100AH. Please refer to the Charger Selection Guide in our specification sheets for "C-Series Switch Mode Chargers" and "Transformer Type A and F Series". Please contact our Technical department for advice if you have difficulty in locating suitable models.

Further Information

Please refer to our website www.power-sonic.com for a complete range of useful downloads, such as product catalogs, material safety data sheets (MSDS), ISO certification, etc..

Contact Information

DOMESTIC SALES

Tel: +1-619-661-2020
 Fax: +1-619-661-3650
national-sales@power-sonic.com

CUSTOMER SERVICE

Tel: +1-619-661-2030
 Fax: +1-619-661-3648
customer-service@power-sonic.com

TECHNICAL SUPPORT

Tel: +1-619-661-2020
 Fax: +1-619-661-3648
support@power-sonic.com

www.power-sonic.com

INTERNATIONAL SALES

Tel: +1-650-364-5001
 Fax: +1-650-366-3662
international-sales@power-sonic.com