

Premo-Flex™ FFC jumpers, available in a variety of pitches, cable lengths and thicknesses, plus high-temperature ratings up to +105°C, deliver durable, ultra flexible, low-cost solutions for PCB connections in virtually any industry



The complete line of 0.50, 1.00 and 1.25mm pitch flat flex cable (FFC) jumpers offers standard lengths, pitches and circuit sizes to accommodate a wide range of flexible interconnect requirements between two PC boards. Standard, off-the-shelf FFC cable jumpers reduce lead-times and tooling costs to the customer. In addition, Molex can also accommodate custom requirements for FFC cable jumpers in lengths of over 305mm, with prototype lead-times of around 1 week.

The flat flex jumpers are terminated to Zero Insertion Force (ZIF), non-ZIF or Low Insertion Force (LIF) FFC connectors, available from Molex. Premo-Flex standard flat flex jumpers are now available in ultra-thin, ultra-flexible 0.12mm cable, ideal for complex board-to-board interconnections in confined spaces.

Molex offers an extensive range of FFC connectors and is able to design customized FFC connectors to customer requirements. Type A (same-side) and Type D (opposite-side) contact layouts allow for mirrored contacts in top- and bottom-mount ZIF applications. For additional information visit: www.molex.com/product/premoflex_ffc-fpc.html

Premo-Flex™ Flat Flex Cable Jumpers

Cable Thickness 0.12mm

- 15166 Tin, 0.50mm Pitch, 105°C
- 15167 Tin, 1.00mm Pitch, 105°C
- 15168 Tin, 1.25mm Pitch, 105°C

Cable Thickness 0.22mm


- 98266 Tin, 0.50mm Pitch, 105°C
- 98267 Tin, 1.00mm Pitch, 105°C
- 98268 Tin, 1.25mm Pitch, 105°C

Cable Thickness 0.27mm

- 21020 Tin, 0.50mm Pitch, 80°C
- 21039 Tin, 1.00mm Pitch, 80°C
- 21049 Tin, 1.25mm Pitch, 80°C
- 15266 Tin, 0.50mm Pitch, 105°C
- 15267 Tin, 1.00mm Pitch, 105°C
- 15268 Tin, 1.25mm Pitch, 105°C
- 15020 Gold, 0.50mm Pitch, 105°C
- 15039 Gold, 1.00mm Pitch, 105°C
- 15049 Gold, 1.25mm Pitch, 105°C

FEATURES AND BENEFITS

- | | |
|---|--|
| <ul style="list-style-type: none"> • Available in numerous circuit sizes (4 to 60) and custom lengths | <ul style="list-style-type: none"> • Provides limitless design-in options |
| <ul style="list-style-type: none"> • Contact area can be configured on the same or opposite sides of the flexible cable jumper | <ul style="list-style-type: none"> • Cable mirrors signal layout between PCBs |
| <ul style="list-style-type: none"> • Rated up to +105°C | <ul style="list-style-type: none"> • Meets industry-standard requirements |
| <ul style="list-style-type: none"> • Simple assembly process | <ul style="list-style-type: none"> • Ideal for electrical connections between PCBs, display boards, etc. |
| <ul style="list-style-type: none"> • Various cable termination thicknesses | <ul style="list-style-type: none"> • Meets industry-standard ZIF connector requirements • Ease-of-assembly in hard-to-reach applications |
| <ul style="list-style-type: none"> • Polyester insulation | <ul style="list-style-type: none"> • Meets Registration Evaluation, Authorization and Restriction of Chemicals (REACH) requirements |
| <ul style="list-style-type: none"> • Ultra-thin, ultra-flexible 0.12mm cable option | <ul style="list-style-type: none"> • Extends life of cable: 900,000 cycles vs. standard jumper flex life of 6,000 cycles |



Premo-Flex™ Flat Flex Jumpers

MARKETS AND APPLICATIONS

- | | |
|---|---|
| <ul style="list-style-type: none"> • Automotive <ul style="list-style-type: none"> - Radio, CD, DVD, GPS device - LCD display - Keyboard - Moveable units | <ul style="list-style-type: none"> • Industrial • Medical Equipment • Military • Home Appliance <ul style="list-style-type: none"> - Control Panels |
| <ul style="list-style-type: none"> • Consumer <ul style="list-style-type: none"> - Set top box - Camcorder - Plasma display | |
| <ul style="list-style-type: none"> • Computer <ul style="list-style-type: none"> - Notebook - Printer - Scanner - Keyboard - LCD flat panel | |



Automotive Electronics



Surgery Lamp

SPECIFICATIONS

Reference Information

Packaging: Box
 UL Style No: 20706 (copper wire)
 Flame Resistance: UL 758 VW-1
 RoHS: Yes
 Halogen Free: Yes

Physical

Temperature Rating: -40 to +105°C
 Heat Resistance: 168 hours at +136°C
 Moisture Resistance: 96 hours at +60°C,
 95% Relative Humidity (RH)
 Folding: Specimen to be folded manually
 at +180° over a 4.00mm (.157") radius,
 min. 20 cycles

Electrical

Voltage (max.): 60V
 Current (max.):
 0.50mm Pitch — 0.5A
 1.00mm Pitch — 1.2A
 1.25mm Pitch — 1.4A
 Conductor Resistance: 730 ohms per km. max.
 Insulation Resistance: 10 Megohms per km. min.
 Dielectric Test: 200V AC for 1 minute, no
 disrupted discharge

Premo-Flex™ Flat Flex Cable Jumpers

Cable Thickness 0.12mm



15166 Tin, 0.50mm Pitch, 105°C
 15167 Tin, 1.00mm Pitch, 105°C
 15168 Tin, 1.25mm Pitch, 105°C

Cable Thickness 0.22mm

98266 Tin, 0.50mm Pitch, 105°C
 98267 Tin, 1.00mm Pitch, 105°C
 98268 Tin, 1.25mm Pitch, 105°C

Cable Thickness 0.27mm

21020 Tin, 0.50mm Pitch, 80°C
 21039 Tin, 1.00mm Pitch, 80°C
 21049 Tin, 1.25mm Pitch, 80°C
 15266 Tin, 0.50mm Pitch, 105°C
 15267 Tin, 1.00mm Pitch, 105°C
 15268 Tin, 1.25mm Pitch, 105°C
 15020 Gold, 0.50mm Pitch, 105°C
 15039 Gold, 1.00mm Pitch, 105°C
 15049 Gold, 1.25mm Pitch, 105°C



Control Panels

ORDERING INFORMATION

Series No.	Plating Material	Cable Thickness mm	Pitch mm	Temp Rating Max. °C	Circuits	Contact Layout Type	Cable Lengths	Minimum Order Quantity			
15166-XXXX	Tin	0.12	0.50	105	6 to 60	A or D	Standard lengths 30 up to 305mm Custom lengths available over 305mm	1000			
15167-XXXX			1.00								
15168-XXXX			1.25								
98266-XXXX		0.22	0.50		6 to 50						
98267-XXXX			1.00		4 to 50						
98268-XXXX			1.25								
21020-XXXX		0.27	0.50	0.50	80				6 to 50		
21039-XXXX				1.00							
21049-XXXX				1.25							
15266-XXXX			105	0.50	0.50				4 to 50		
15267-XXXX					1.00						
15268-XXXX					1.25						
15020-XXXX			Gold	0.50	0.50				105	6 to 50	
15039-XXXX					1.00						4 to 50
15049-XXXX					1.25						