

## **Type 4, 4X Mild Steel and Stainless Steel Base Units** *Series 2000*

### **Modular Console System**



### **Application**

- Flexible design provides panel mount or rack mount capabilities for a variety of applications.
- Generally used in combination with other modular console components (ie. another base, terminal, desk and/or turret).
- Available in either single or dual access format.
- Smooth lines and clean edges provide an attractive, contemporary appearance.

### **Standards**

- UL 508 Type 3R, 4, 12
- CSA Type 3R, 4, 12, 13
- EIA RS-310-D
- Complies with
  - NEMA Type 3R, 4, 12
  - IEC 60529, IP66

### **Construction**

- UL 508 Type 3R, 4, 4X, 12
- CSA Type 3R, 4, 4X, 12
- EIA RS-310-D
- Complies with
  - NEMA Type 3R, 4, 4X, 12
  - IEC 60529, IP66

### **Finish**

- Formed 14 gauge steel bodies with 14 gauge steel door.
- Also offered with formed 14 gauge 304 stainless steel bodies with 14 gauge 304 stainless steel door.
- Smooth, continuously welded seams.
- Body stiffeners are provided where required for increased strength and rigidity.
- Offered in 4 widths 24", 36", 48" and 60".
- Single access version has solid sides and back, solid door on front, open top, and closed bottom with removable access panel.
- Dual access version is same as above except has solid door on both front and back.
- 24" and 36" widths have single door on the front (and back for dual access) whereas 48" and 60" widths have two outside hinged doors on the front (and back for dual access).
- Doors can be hinged from either side on 24" and 36" units.
- Door profiles provide increased strength and are pre-punched to provide mounting options.



- Formed lip on enclosure excludes flowing liquids and contaminants.
- Slotted quarter turn oil-tight latches secure the door, with optional tamper resistant and locking latches available.
- Stainless steel models utilize stainless steel hardware.
- Oil resistant gaskets are permanently secured.
- Features several internal stud locations for mounting of various accessories.
- A bonding screw is provided on the door and a grounding stud is provided in the enclosure.

## Accessories

- Available in RAL 7035 light gray textured powder coating and natural stainless steel with a smooth, brushed finish.
- Base Covers are available in the same finishes.

## Gallery



## Accessories

- |                                       |                                     |
|---------------------------------------|-------------------------------------|
| • Cooling Products                    | • Blowers and Fans                  |
| • Filtered Fans                       | • Rack Mount Fan Tray               |
| • Heaters                             | • Pedestal                          |
| • Modular Plinth                      | • Footrest                          |
| • Data Terminal Extension Ring        | • Turret/Terminal Window Door       |
| • Base Cover                          | • Base Window Door                  |
| • Base Panel                          | • Swing Frame                       |
| • "C" Channel Mounting Kit            | • Rail Support Kit                  |
| • Combination Rails                   | • Printer and Paper Stand           |
| • DIN Rails                           | • DIN Rail Support Kit              |
| • Micro Cell Cable Entry Kit          | • Steel Rack Panels                 |
| • 24 to 19 Inch Rack Rail Reducer     | • Rack Mount Locking Storage Drawer |
| Panel                                 |                                     |
| • Four Post Mounting Equipment Slides | • Side Support Angles               |
| • Four Post Mounting Fixed Chassis    | • Two Post Mounting Storage Shelf   |
| Shelf                                 |                                     |
| • Equipment Support Rack Panel        | • Quarter Turn Assemblies           |
| • Console Casters                     |                                     |

## Single Access



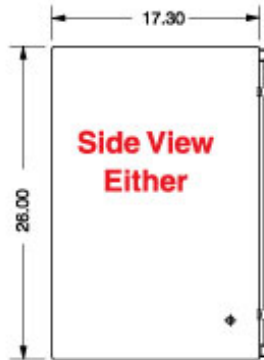
**Top View - Single Door**  
Doors Removed



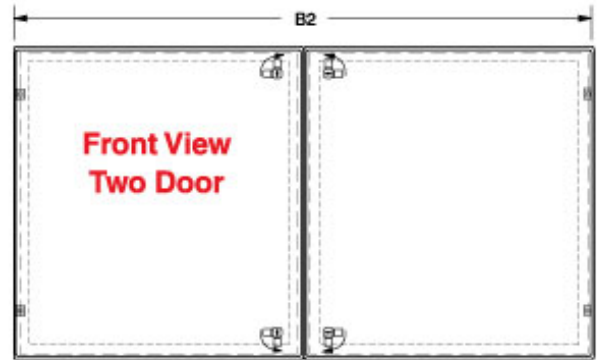
**Top View - Two Door**  
Doors Removed



**Front View  
Single Door**



**Side View  
Either**



**Front View  
Two Door**

## Dual Access



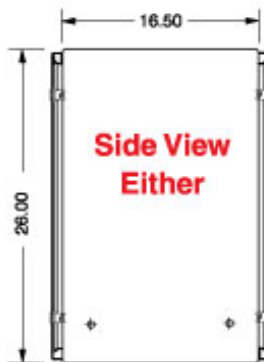
**Top View - Single Door**  
Doors Removed



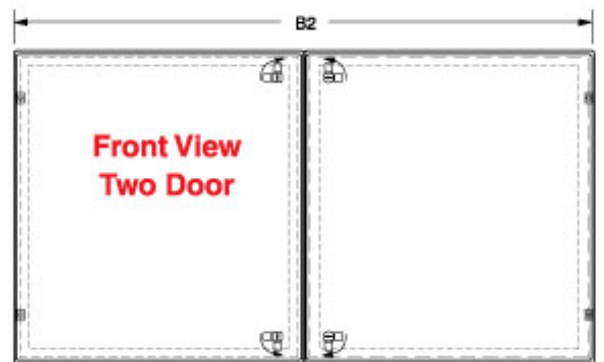
**Top View - Two Door**  
Doors Removed



**Front View  
Single Door**



**Side View  
Either**



**Front View  
Two Door**

## Single Access

RAL 7035 Light Gray Part No.	Stainless Steel Part No.	B1	B2
2CLB262418	2CSB262418	24.00	-
2CLB263618	2CSB263618	36.00	-
2CLB264818	2CSB264818	-	48.00
2CLB266018	2CSB266018	-	60.00

## Dual Access

RAL 7035 Light Gray Part No.	Stainless Steel Part No.	B1	B2
2CLBX262418	2CSBX262418	24.00	-
2CLBX263618	2CSBX263618	36.00	-
2CLBX264818	2CSBX264818	-	48.00
2CLBX266018	2CSBX266018	-	60.00

