THIS DRAWING IS UNPUBLISHED. RELEASED FOR PUBLICATION -,- .
© COPYRIGHT - By - ALL RIGHTS RESERVED.

LOC	DIST
AD	00

REVISIONS

P	LTR	DESCRIPTION	DATE	DWN	APVD
	M2	REVISED PER ECO-11-004835	11MAR11	RK	HMR

1. HOUSING: LCP, BLACK. CONTACT & GROUND PLANE: PHOS BRONZE.
2. CONTACT PLATING: SELECT 0.25 MICROMETERS (.000010 IN) MIN. GOLD.
3. FOR STANDARD APPLICATIONS, ORIENTATION HOLE TO BE ø1.02 [ø.0400].
4. OBSOLETE PARTS: OBSOLETE CIS STREAMLINING PER D.RENAUD/D.SINISI

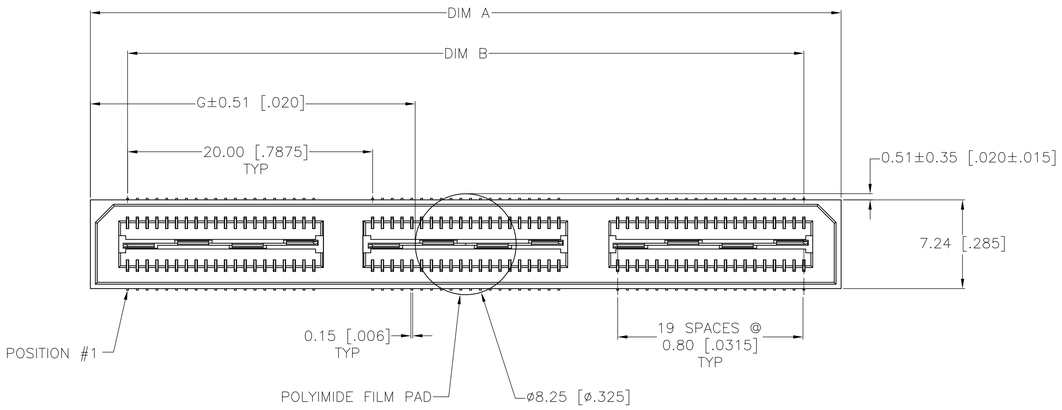

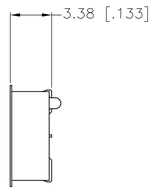

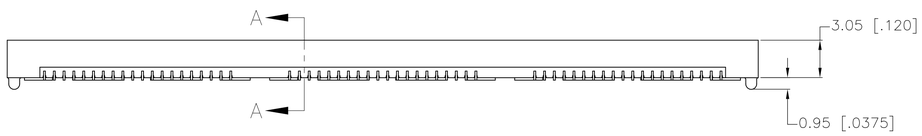

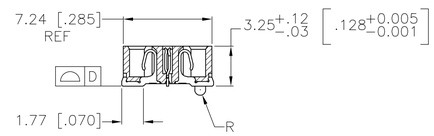

SECTION A–A

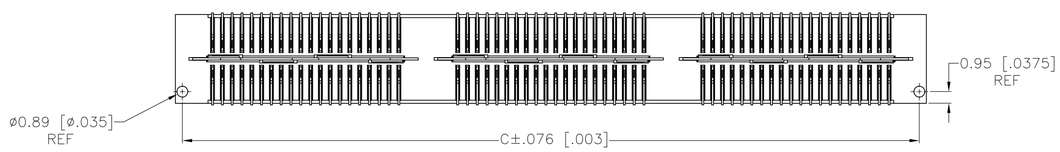

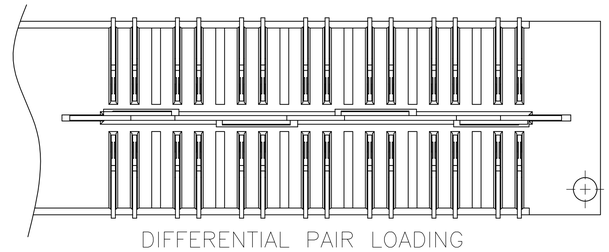

DIFFERENTIAL PAIR LOADING
(BOTTOM VIEW)
SCALE 2:1

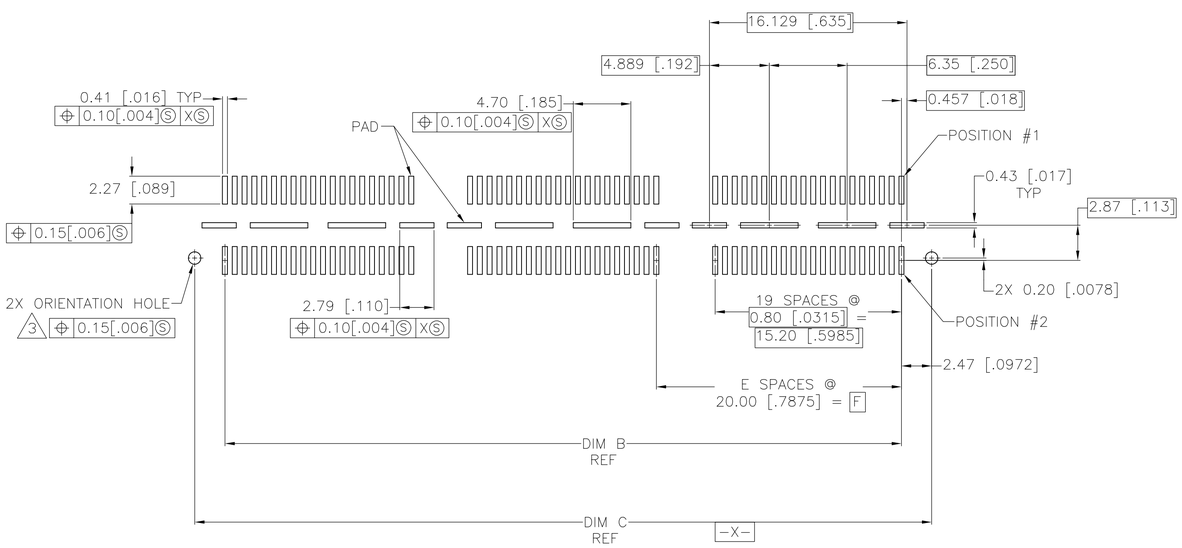

RECOMMENDED PC BOARD LAYOUT
VIEWED FROM CONNECTOR SIDE)

	G	F	E	D	C	B	A	POLYIMIDE FILM Pad ▲	PACKAGING TYPE	DIFF. PAIR	NO OF POS	PART NUMBER
4 OBSOLETE	26.52(1.044)	40.00(1.575)	2	0.152(.0060)	60.13(2.368)	55.20(2.173)	61.28(2.412)	YES	POCKET TAPE	YES	84	~~7-1658012-3~~
	16.51(.650)	20.00(.7874)	1	0.102(.0040)	40.13(1.580)	35.20(1.386)	41.28(1.625)	YES	POCKET TAPE	YES	56	7-1658012-2
	6.52(.257)	0(.000)	0	0.102(.0040)	20.13(.793)	15.20(.598)	21.29(.838)	YES	POCKET TAPE	YES	28	7-1658012-1
	26.52(1.044)	40.00(1.575)	2	0.152(.0060)	60.13(2.368)	55.20(2.173)	61.28(2.412)	YES	POCKET TAPE	NO	120	6-1658012-3
	16.51(.650)	20.00(.7874)	1	0.102(.0040)	40.13(1.580)	35.20(1.386)	41.28(1.625)	YES	POCKET TAPE	NO	80	6-1658012-2
	6.52(.257)	0(.000)	0	0.102(.0040)	20.13(.793)	15.20(.598)	21.29(.838)	YES	POCKET TAPE	NO	40	6-1658012-1
	-	40.00(1.575)	2	0.152(.0060)	60.13(2.368)	55.20(2.173)	61.28(2.412)	NO	POCKET TAPE	YES	84	5-1658012-3
	-	20.00(.7874)	1	0.102(.0040)	40.13(1.580)	35.20(1.386)	41.28(1.625)	NO	POCKET TAPE	YES	56	5-1658012-2
	-	0(.000)	0	0.102(.0040)	20.13(.793)	15.20(.598)	21.29(.838)	NO	POCKET TAPE	YES	28	5-1658012-1
	-	40.00(1.575)	2	0.152(.0060)	60.13(2.368)	55.20(2.173)	61.28(2.412)	NO	POCKET TAPE	NO	120	4-1658012-3
	-	20.00(.7874)	1	0.102(.0040)	40.13(1.580)	35.20(1.386)	41.28(1.625)	NO	POCKET TAPE	NO	80	4-1658012-2
	-	0(.000)	0	0.102(.0040)	20.13(.793)	15.20(.598)	21.29(.838)	NO	POCKET TAPE	NO	40	4-1658012-1
	46.53(1.832)	80.00(3.150)	4	0.152(.0060)	100.14(3.943)	95.20(3.748)	101.30(3.988)	YES	TRAY	YES	140	3-1658012-5
	36.52(1.438)	60.00(2.362)	3	0.152(.0060)	80.14(3.155)	75.20(2.961)	81.28(3.200)	YES	TRAY	YES	112	3-1658012-4
	26.52(1.044)	40.00(1.575)	2	0.152(.0060)	60.13(2.368)	55.20(2.173)	61.28(2.412)	YES	TRAY	YES	84	3-1658012-3
	16.51(.650)	20.00(.7874)	1	0.102(.0040)	40.13(1.580)	35.20(1.386)	41.28(1.625)	YES	TRAY	YES	56	3-1658012-2
	6.52(.257)	0(.000)	0	0.102(.0040)	20.13(.793)	15.20(.598)	21.29(.838)	YES	TRAY	YES	28	3-1658012-1
	46.53(1.832)	80.00(3.150)	4	0.152(.0060)	100.14(3.943)	95.20(3.748)	101.30(3.988)	YES	TRAY	NO	200	2-1658012-5
	36.52(1.438)	60.00(2.362)	3	0.152(.0060)	80.14(3.155)	75.20(2.961)	81.28(3.200)	YES	TRAY	NO	160	2-1658012-4
	26.52(1.044)	40.00(1.575)	2	0.152(.0060)	60.13(2.368)	55.20(2.173)	61.28(2.412)	YES	TRAY	NO	120	2-1658012-3
	16.51(.650)	20.00(.7874)	1	0.102(.0040)	40.13(1.580)	35.20(1.386)	41.28(1.625)	YES	TRAY	NO	80	2-1658012-2
	6.52(.257)	0(.000)	0	0.102(.0040)	20.13(.793)	15.20(.598)	21.29(.838)	YES	TRAY	NO	40	2-1658012-1
	-	80.00(3.150)	4	0.152(.0060)	100.14(3.943)	95.20(3.748)	101.30(3.988)	NO	TRAY	YES	140	1-1658012-5
	-	60.00(2.362)	3	0.152(.0060)	80.14(3.155)	75.20(2.961)	81.28(3.200)	NO	TRAY	YES	112	1-1658012-4
	-	40.00(1.575)	2	0.152(.0060)	60.13(2.368)	55.20(2.173)	61.28(2.412)	NO	TRAY	YES	84	1-1658012-3
	-	20.00(.7874)	1	0.102(.0040)	40.13(1.580)	35.20(1.386)	41.28(1.625)	NO	TRAY	YES	56	1-1658012-2
	-	0(.000)	0	0.102(.0040)	20.13(.793)	15.20(.598)	21.29(.838)	NO	TRAY	YES	28	1-1658012-1
	-	80.00(3.150)	4	0.152(.0060)	100.14(3.943)	95.20(3.748)	101.30(3.988)	NO	TRAY	NO	200	1658012-5
	-	60.00(2.362)	3	0.152(.0060)	80.14(3.155)	75.20(2.961)	81.28(3.200)	NO	TRAY	NO	160	1658012-4
	-	40.00(1.575)	2	0.152(.0060)	60.13(2.368)	55.20(2.173)	61.28(2.412)	NO	TRAY	NO	120	1658012-3
	-	20.00(.7874)	1	0.102(.0040)	40.13(1.580)	35.20(1.386)	41.28(1.625)	NO	TRAY	NO	80	1658012-2
	-	0(.000)	0	0.102(.0040)	20.13(.793)	15.20(.598)	21.29(.838)	NO	TRAY	NO	40	1658012-1

THIS DRAWING IS A CONTROLLED DOCUMENT.

DIMENSIONS: mm [INCHES]

TOLERANCES UNLESS OTHERWISE SPECIFIED:
0 PLC ± –
1 PLC ± 0.3[.01]
2 PLC ± 0.13[.005]
3 PLC ± 0.051[.0020]
4 PLC ± –
ANGLES ± 2°

MATERIAL 1
FINISH 2

DWN 180CT04 B. MCMASTER
CHK 180CT04 D.DIXON
APVD 180CT04 D.DIXON
PRODUCT SPEC —
APPLICATION SPEC —
WEIGHT —

TE Connectivity

NAME RECEPTACLE ASSEMBLY, VERTICAL 0.80MM CL, –

SIZE	CAGE CODE	DRAWING NO	RESTRICTED TO
A1	00779	C-1658012	—

CUSTOMER DRAWING | SCALE 4:1 | SHEET 1 OF 1 | REV M2

4805 (3/11)