

LOW-PEAK®

LPN-RK

Dual-Element, Time-Delay Fuses
Class RK1 – 250 Volt

1/10-60A



Catalog Symbol: LPN-RK_SP
Dual-Element, Time-Delay – 10 seconds (minimum) at 500% rated current (8 seconds for 0-30A sizes)
Current-Limiting
Ampere Rating: 1/10 to 60A
Voltage Rating: 250Vac (or less)
125Vdc (or less)

Interrupting Rating:
AC: 300,000A RMS Sym.
DC: 100,000 Amperes

Agency Information:
UL Listed – Special Purpose*, Guide JFHR, File E56412
CSA Certified (200,000AIR), Class 1422-02, File 53787
Class RK1 per CSA C22.2, No. 248.12

*Meets all performance requirements of UL Standard 248-12 for Class RK1 fuses.

Catalog Numbers

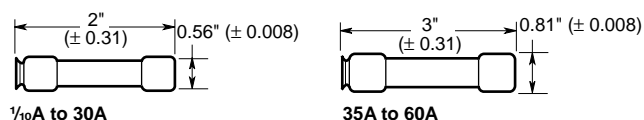
LPN-RK-1/10SP	LPN-RK-2SP	LPN-RK-9SP
LPN-RK-1/100SP	LPN-RK-2 1/4SP	LPN-RK-10SP
LPN-RK-2/10SP	LPN-RK-2 1/2SP	LPN-RK-12SP
LPN-RK-3/10SP	LPN-RK-2 3/4SP	LPN-RK-15SP
LPN-RK-4/10SP	LPN-RK-3SP	LPN-RK-17 1/2SP
LPN-RK-1/2SP	LPN-RK-3 1/4SP	LPN-RK-20SP
LPN-RK-5/10SP	LPN-RK-3 1/2SP	LPN-RK-25SP
LPN-RK-6/10SP	LPN-RK-4SP	LPN-RK-30SP
LPN-RK-1SP	LPN-RK-4 1/2SP	LPN-RK-35SP
LPN-RK-1 1/4SP	LPN-RK-5SP	LPN-RK-40SP
LPN-RK-1 1/2SP	LPN-RK-5 1/4SP	LPN-RK-45SP
LPN-RK-1 3/4SP	LPN-RK-6SP	LPN-RK-50SP
LPN-RK-1 6/10SP	LPN-RK-6 1/4SP	LPN-RK-60SP
LPN-RK-1 8/10SP	LPN-RK-8SP	—

Carton Quantity and Weight

Ampere Ratings	Carton Qty.	Weight**	
		Lbs.	Kg.
0-30	10	0.5	0.227
35-60	10	1.2	0.544

**Weight per carton.

Dimensional Data




Features:

- Current-limitation for maximum short-circuit protection.
- Type 2 protection for IEC and NEMA starters when properly sized.
- High inrush current motor protection.
- Time-delay permits 130% FLA sizing for back-up motor protection.
- Protection against single-phase motor damage.
- Low watt loss power consumption.
- Electrically isolated end caps.
- 125Vdc, UL Listed.

Fuse Reducers For Class R Fuses

Equipment Fuse Clips	Desired Fuse (Case) Size	Catalog Number (Pairs) 250V
60A	30A	No. 263-R
100A	30A	No. 213-R
	60A	No. 216-R
200A	60A	No. 226-R



Recommended fuseblocks for Class R 250V fuses
See Data Sheet: 1110

CE CE logo denotes compliance with European Union Low Voltage Directive (50-1000Vac, 75-1500Vdc). Refer to Data Sheet: 8002 or contact Bussmann Application Engineering at 636-527-1270 for more information.

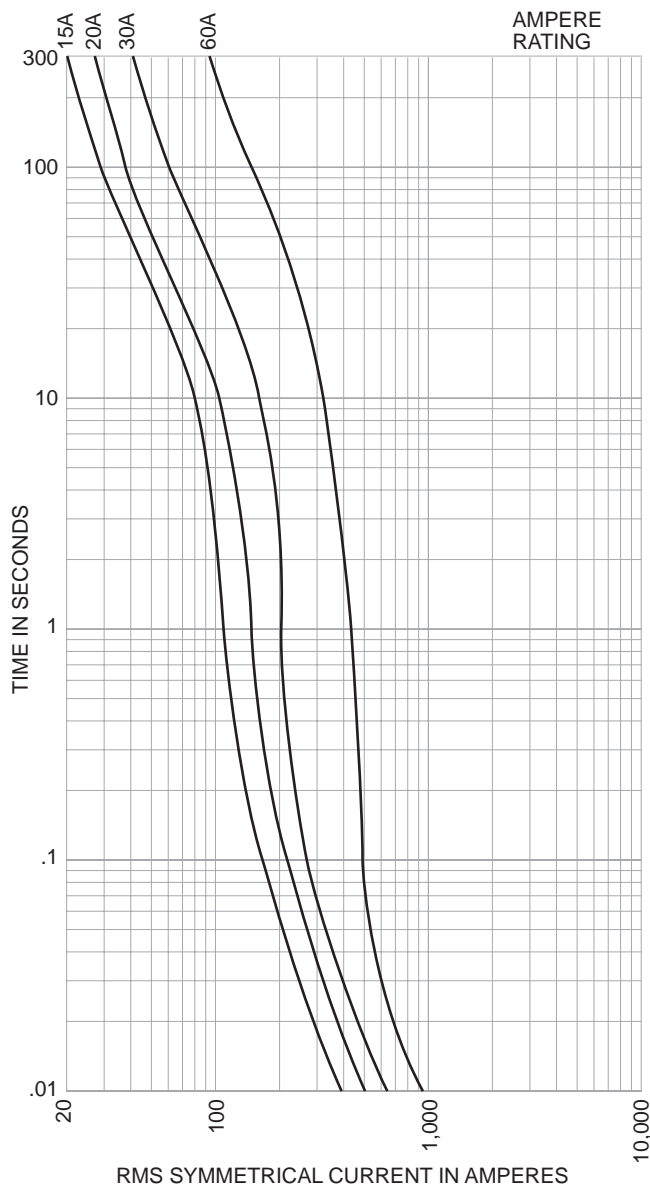
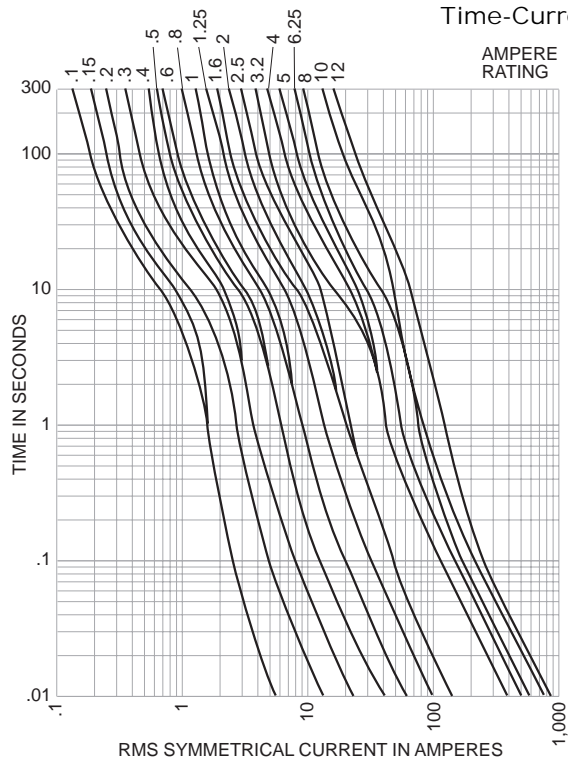
LOW-PEAK®

LPN-RK

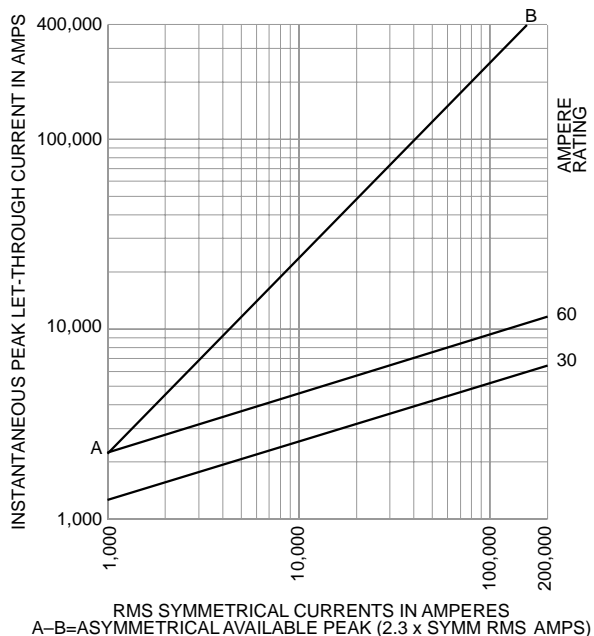
Dual-Element, Time-Delay Fuses
Class RK1 – 250 Volt

1/10-60A

Time-Current Characteristic Curves—Average Melt



Current-Limitation Curves



The only controlled copy of this Data Sheet is the electronic read-only version located on the Bussmann Network Drive. All other copies of this document are by definition uncontrolled. This bulletin is intended to clearly present comprehensive product data and provide technical information that will help the end user with design applications. Bussmann reserves the right, without notice, to change design or construction of any products and to discontinue or limit distribution of any products. Bussmann also reserves the right to change or update, without notice, any technical information contained in this bulletin. Once a product has been selected, it should be tested by the user in all possible applications.