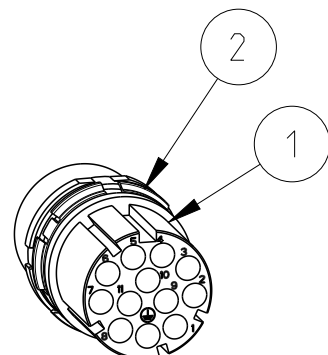
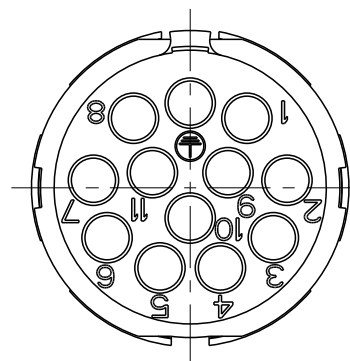
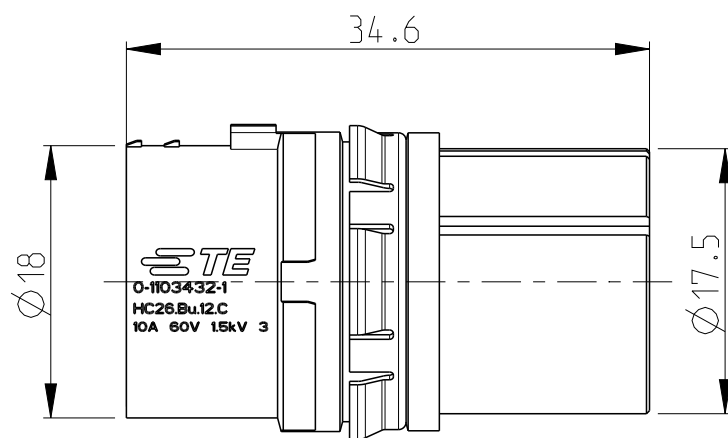
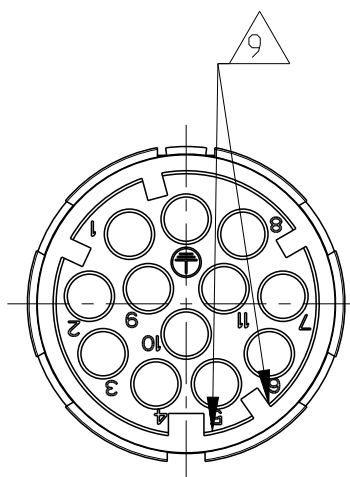


LOC	DIST
AI	-

REVISIONS

P	LTR	DESCRIPTION	DATE	DWN	APVD
C1		ECR-11-018403	07SEP2011	OH	BR
C2		ECR-11-021475	18NOV2011	GW	BR
C3		VARIANT 0--3 ADDED PER PCN E-15-007254	12MAY2015	ER	DO
C4		ECR-15-014241	14OCT2015	GSK	JB



SCALE 1:1

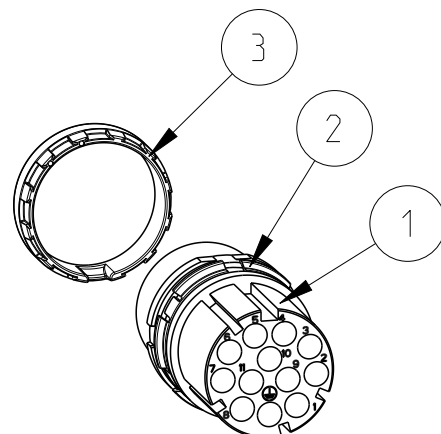
PN 0-1 AS SHOWN

Notes

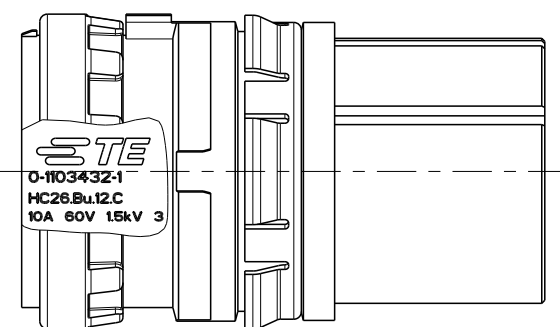
- 1 SUITABLE HOUSINGS: SERIES HC26  
CUSTOMER DRAWING: 11034XX/33/34/36/37/39/40/70
- 2 OUTER DIMENSIONS OF INSULATION: MAX. Ø3.2 MM
- 3 SUITABLE CRIMP CONTACTS:  
CUSTOMER DRAWING: 166824
- 4 SUITABLE SUB-MIN. COAXICON CONTACTS:  
CUSTOMER DRAWING: 51565
- 5 SUITABLE LWL (OPTICS) CONTACTS:  
CUSTOMER DRAWING: 216342 AND 1102921
- 6 SUITABLE INSERTION TOOL:  
CUSTOMER DRAWING: 1102855
- 7 SUITABLE EXTRACTION TOOL:  
CUSTOMER DRAWING: 1102855
- 8 STANDARDS:  
DIN EN 61984, DIN EN 60664-1
- 9 POLARIZATION RIPS
- 10 PACKAGING PN 0-1:  
40 SETS IN A CARTON
- 11 PACKAGING PN 0-2:  
500 SETS IN A CARTON

NOT SPECIFIED DIMENSIONS AND NOTES SEE 0-1

NICHT ANGEGEBENE BEMASSUNGEN UND BEMERKUNGEN SIEHE 0-1



SCALE 1:1



PN 0-3 AS SHOWN

QTY/PN	DESCRIPTION	MATERIAL	SURFACE/COLOR	NOTE	ITEM
1 - -	ADAPTOR RING	PA66-GF25	GREY	SERIES HC26, INSERT	3
1 1 1	RETAINING RING	PA66-GF25	GREY	SERIES HC26, INSERT	2
1 1 1	FEMALE INSERT	PBT-GF10	GREY	SERIES HC26, 12 POS. TYPE III+	1
0-3 0-2 0-1	DESCRIPTION	MATERIAL	SURFACE/COLOR	NOTE	ITEM

PARTS LIST ( PER UNIT )

THIS DRAWING IS A CONTROLLED DOCUMENT.		DWN H.BRAUN 08NOV2007	<b>TE Connectivity</b>											
DIMENSIONS: mm		CHK T.VETTER 28OCT2008												
TOLERANCES UNLESS OTHERWISE SPECIFIED:		APVD T.SCHNURPFIL 28OCT2008												
<table border="0"> <tr><td>0 PLC</td><td>±</td></tr> <tr><td>1 PLC</td><td>±</td></tr> <tr><td>2 PLC</td><td>±</td></tr> <tr><td>3 PLC</td><td>±</td></tr> <tr><td>4 PLC</td><td>±</td></tr> <tr><td>ANGLES</td><td>±</td></tr> </table>		0 PLC				±	1 PLC	±	2 PLC	±	3 PLC	±	4 PLC	±
0 PLC	±													
1 PLC	±													
2 PLC	±													
3 PLC	±													
4 PLC	±													
ANGLES	±													
MATERIAL -	FINISH -	APPLICATION SPEC 114-74103	NAME FEMALE INSERT ASS'Y SERIES HC26, 12-POS., TYPE III+ CIRCULAR HYBRID CONNECTOR	SIZE A3	CAGE CODE 00779	DRAWING NO C=1103432	RESTRICTED TO -							
CUSTOMER DRAWING			SCALE 2:1	SHEET 1 OF 1	REV C 4									