

4

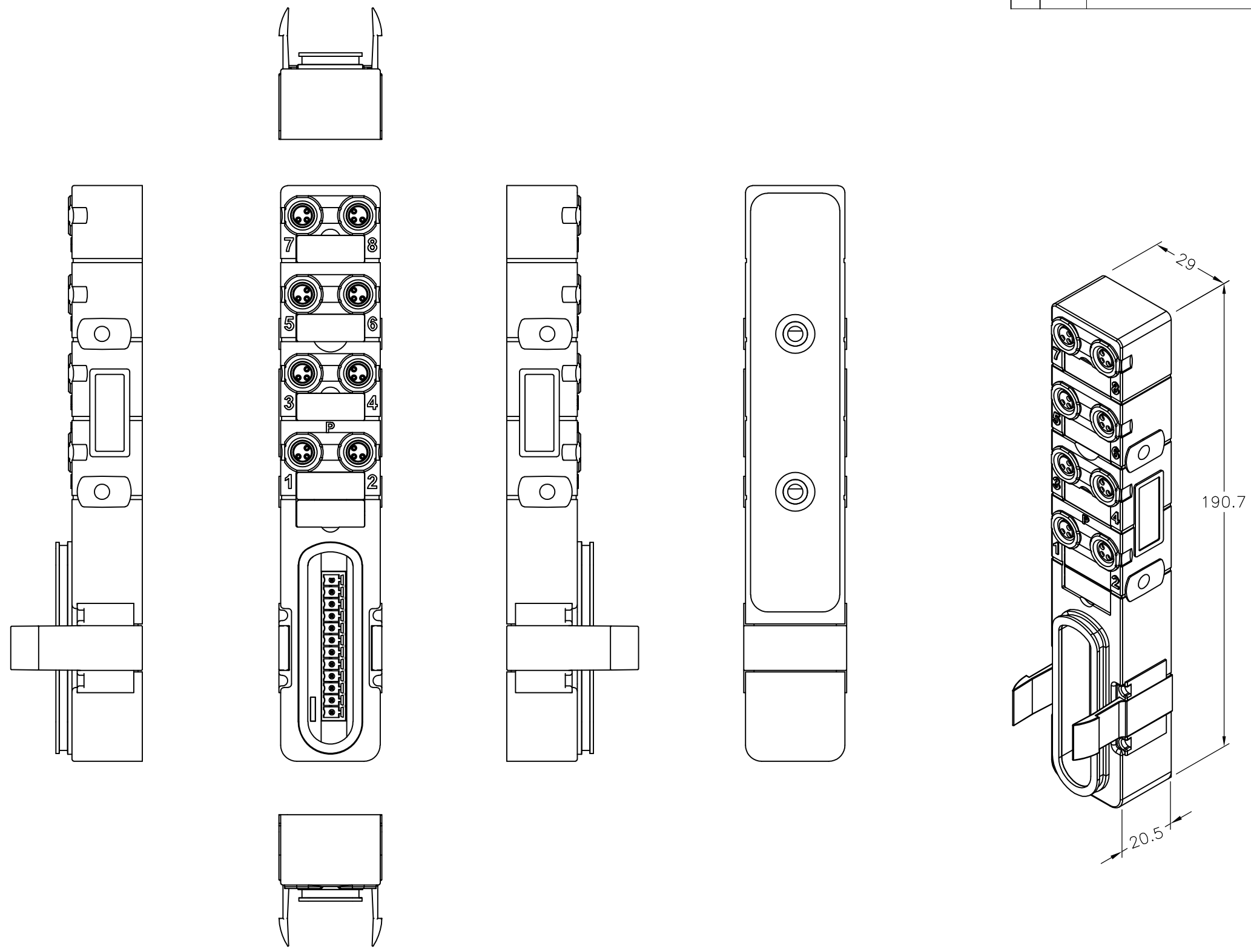
3

2

1

THIS DRAWING IS UNPUBLISHED. RELEASED FOR PUBLICATION
 © COPYRIGHT - By - ALL RIGHTS RESERVED.

LOC	DIST	REVISIONS			
P	LTR	DESCRIPTION	DATE	DWN	APVD
	A	INITIAL RELEASE	14JAN2014	GSK	BvH



Inline or side mounting	2273143-1
DESCRIPTION	TE PN

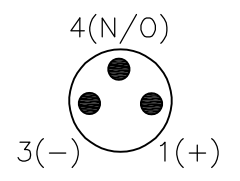
THIS DRAWING IS A CONTROLLED DOCUMENT.		DWN 14JAN2014 SATHISH KUMAR.G	TE Connectivity			
DIMENSIONS: mm		CHK 14JAN2014 B.VELDHOVEN				
TOLERANCES UNLESS OTHERWISE SPECIFIED:		APVD 14JAN2014 A.VAN ZANDVOORT	NAME DISTR BOX M8 3POS 8WAY PNP			
		PRODUCT SPEC	-			
0 PLC ± - 1 PLC ± - 2 PLC ± - 3 PLC ± - 4 PLC ± - ANGLES ± -		APPLICATION SPEC	-			
MATERIAL	FINISH	WEIGHT	SIZE	CAGE CODE	DRAWING NO	RESTRICTED TO
-	-	-	A3	00779	C-2273143	-
CUSTOMER DRAWING			SCALE	SHEET	REV	
			NTS	1 OF 2	A	

THIS DRAWING IS UNPUBLISHED. RELEASED FOR PUBLICATION
 © COPYRIGHT - By - ALL RIGHTS RESERVED.

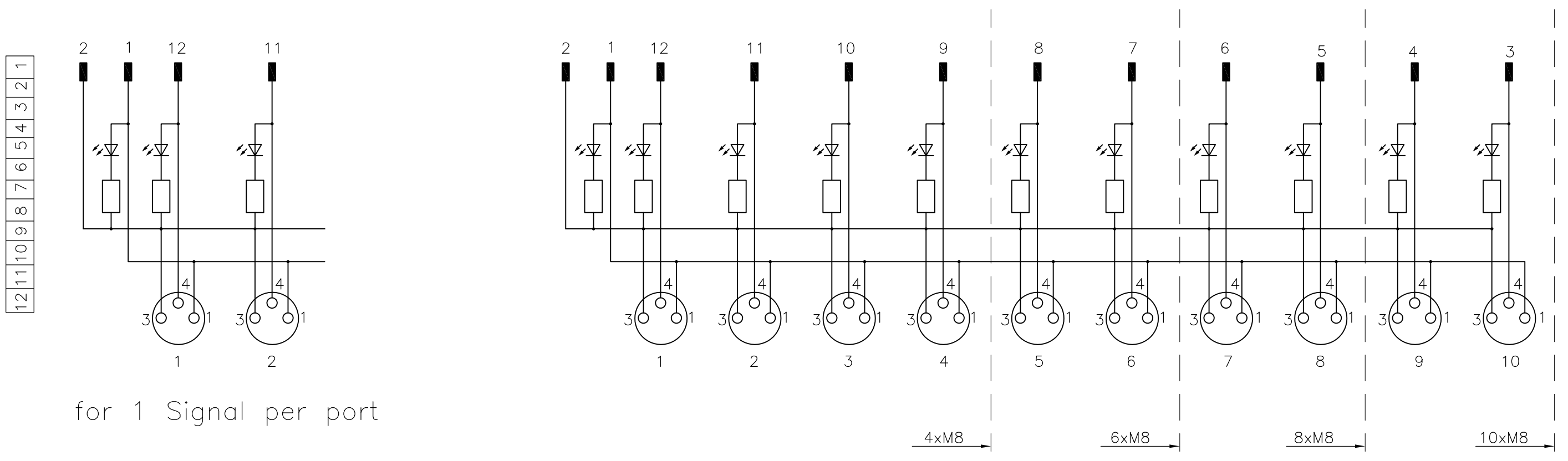
LOC	DIST	REVISIONS					
H	-	P	LTR	DESCRIPTION	DATE	DWN	APVD
		-		SEE SHEET 1	-	-	-

Contact Layout

M8-Females 3-pole



Circuit diagram



for 1 Signal per port

- 12
- 11
- 10
- 9
- 8
- 7
- 6
- 5
- 4
- 3
- 2
- 1

THIS DRAWING IS A CONTROLLED DOCUMENT.		DWN 14JAN2014 SATHISH KUMAR.G	TE Connectivity	
DIMENSIONS: mm		CHK 14JAN2014 B.VELDHOVEN		
TOLERANCES UNLESS OTHERWISE SPECIFIED:		APVD 14JAN2014 A.VAN ZANDVOORT	NAME DISTR BOX M8 3POS 8WAY PNP	
		PRODUCT SPEC	-	
MATERIAL		APPLICATION SPEC	-	
FINISH		WEIGHT	SIZE A3	CAGE CODE 00779
		DRAWING NO C-2273143		RESTRICTED TO
		CUSTOMER DRAWING		SCALE NTS
		SHEET 2 OF 2		REV A