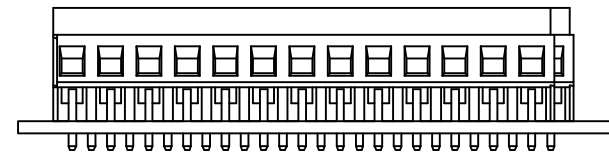
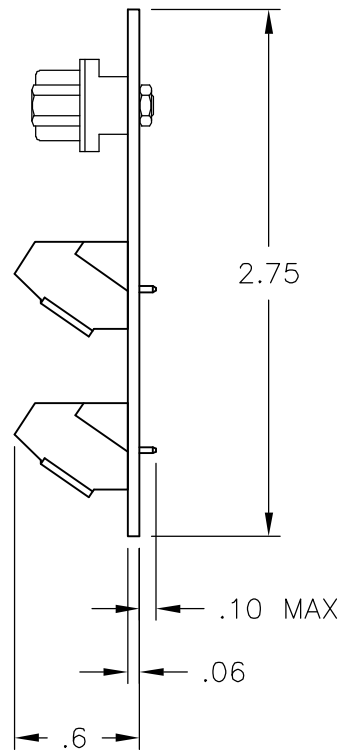
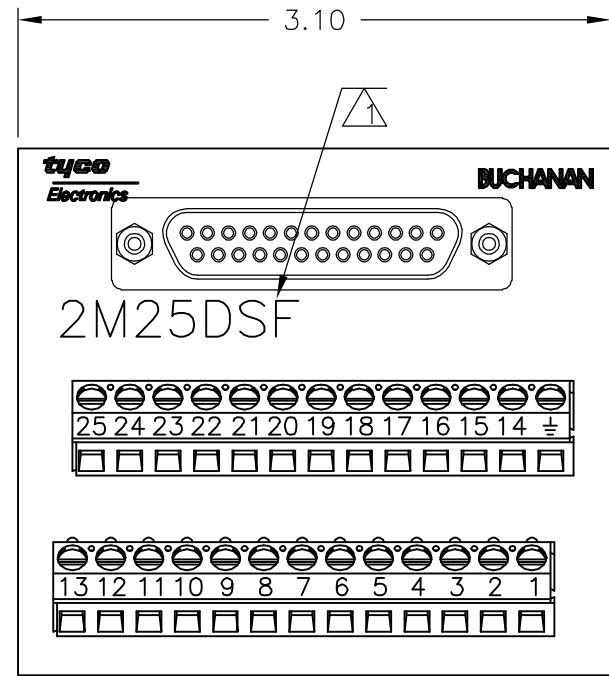


THIS DRAWING IS UNPUBLISHED. RELEASED FOR PUBLICATION
 © COPYRIGHT - BY TYCO ELECTRONICS CORPORATION. ALL RIGHTS RESERVED.

LOC	DIST	REVISIONS			
P	LTR	DESCRIPTION	DATE	DWN	APVD
FT	0	E	REVISED PER ECO-05-10413	9/29/05	SS SRY



D-SUB CONNECTOR:

MATERIALS:

HOUSING: METAL SHELLLED, THERMOPLASTIC POLYESTER, 94V-0.
 CONTACTS: COPPER ALLOY, GOLD OVER NICKEL.

MECHANICAL:

WIRE RANGE: 26-30 AWG SOLID, 28 AWG STRANDED.

TERMINAL BLOCK:

MATERIALS:

HOUSING: THERMOPLASTIC NYLON, BLACK, 94V-0.
 TERMINALS: COPPER ALLOY, BRIGHT ACID-TIN OVER COPPER PLATED.
 SCREWS: 3M, BRASS, NICKEL PLATED.

ELECTRICAL UL/CSA:

RATING: 10A, 300V.

MECHANICAL:

WIRE RANGE: 14-22 AWG.

MOUNTING:

MATERIALS: RIGID PVC, GRAY.
 MOUNTING: 2TK2 AND 2TK2D SERIES SNAPTRACK, (SOLD SEPARATELY)

① CATALOG NUMBER MARKED HERE.

② CONTAINS NO TIN-LEAD PLATING.

②	2M25DSFL	1776212-1
	2M25DSF	1-1437684-7
	CATALOG NO.	PART NUMBER

THIS DRAWING IS A CONTROLLED DOCUMENT.		DWN S SCHLEGEL 08JUL02	Tyco Electronics Corporation Harrisburg, PA 17105-3608		
DIMENSIONS: INCHES		CHK H. WAKEEM 7/8/02			
		APVD H. WAKEEM 7/8/02	NAME 2M15DSM ASSEMBLY		
TOLERANCES UNLESS OTHERWISE SPECIFIED:		PRODUCT SPEC	-		
0 PLC ± -		APPLICATION SPEC	-		
1 PLC ± .1		WEIGHT	-		
2 PLC ± .01		SIZE	A3		
3 PLC ± -		CAGE CODE	00779		
4 PLC ± -		DRAWING NO	C-1-1437684-7		
ANGLES ± -		RESTRICTED TO	-		
FINISH		SCALE	NTS		
-		SHEET	1 of 1		
-		REV	E		
-		CUSTOMER DRAWING			