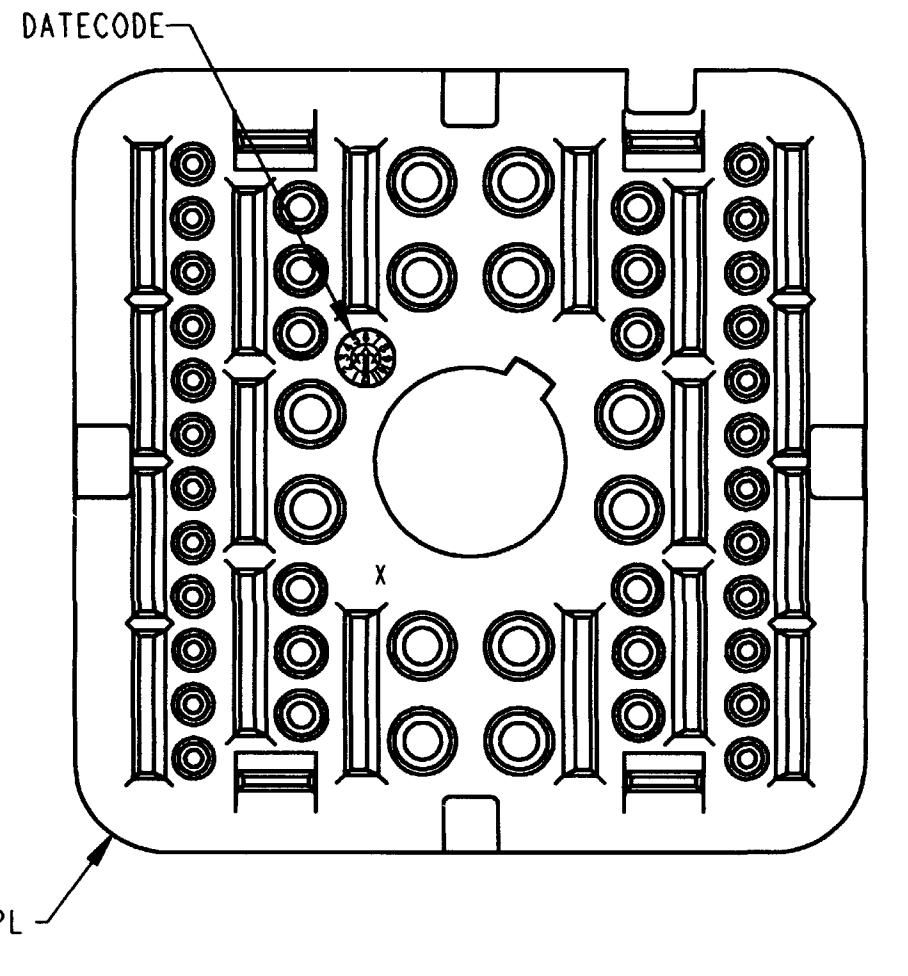
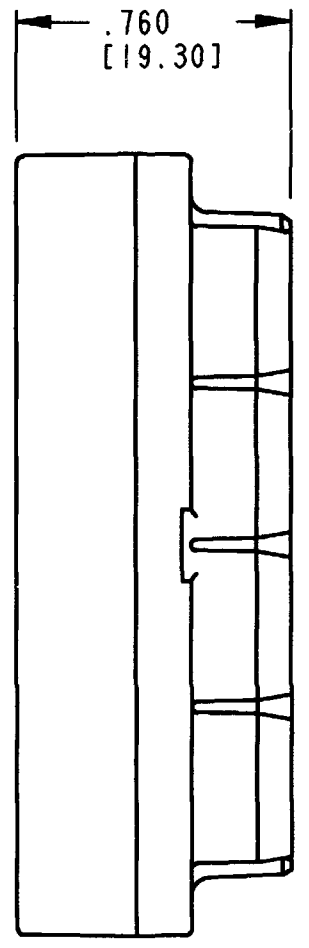
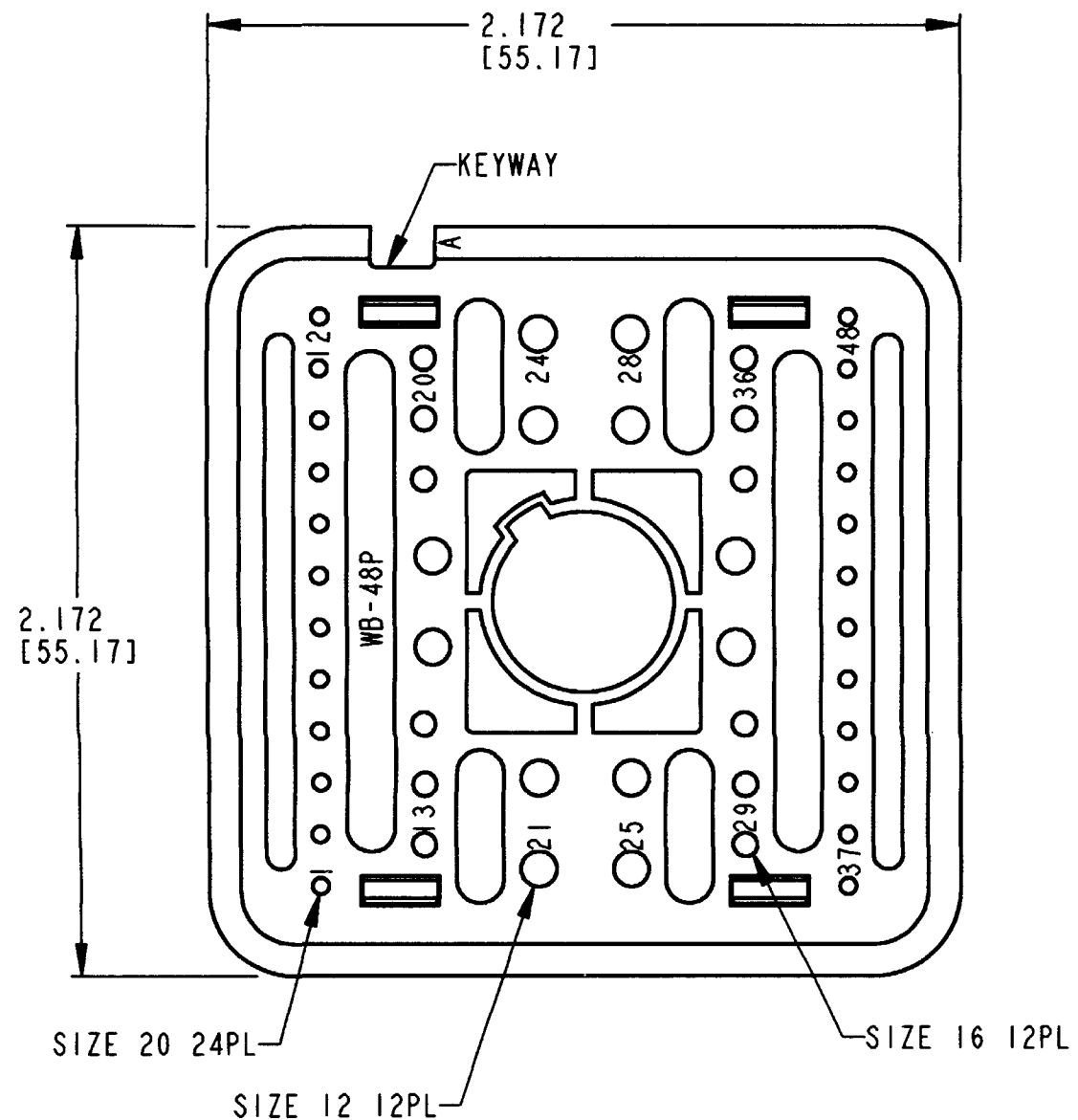
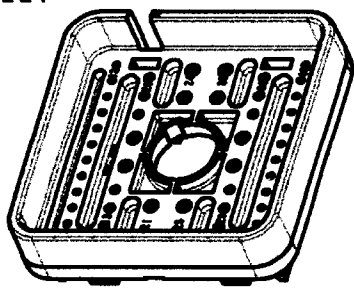


REV  
NC **WB-48P\***

REVISIONS			
SYM	DESCRIPTION	DATE	APPROVED
NC	NEW RELEASE PER E.O. P17165	3-7-01	RDR



- NOTES:
1. DIMENSIONS ARE IN INCHES [mm].
  2. DIMENSION TOLERANCE:  $\pm .025$  [.64].
  3. THIS WEDGE LOCK MATES WITH DRB12-48P\*(N)E-\*\*\*\* RECEPTACLE. (\* = A,B,C,D KEYS; \*\*\*\* = ALL MODIFICATIONS). CONSULT FACTORY FOR MODS.
  4. MATERIAL: PLASTIC
  5. SEE SHEET 2 FOR OTHER KEY ARRANGEMENTS.



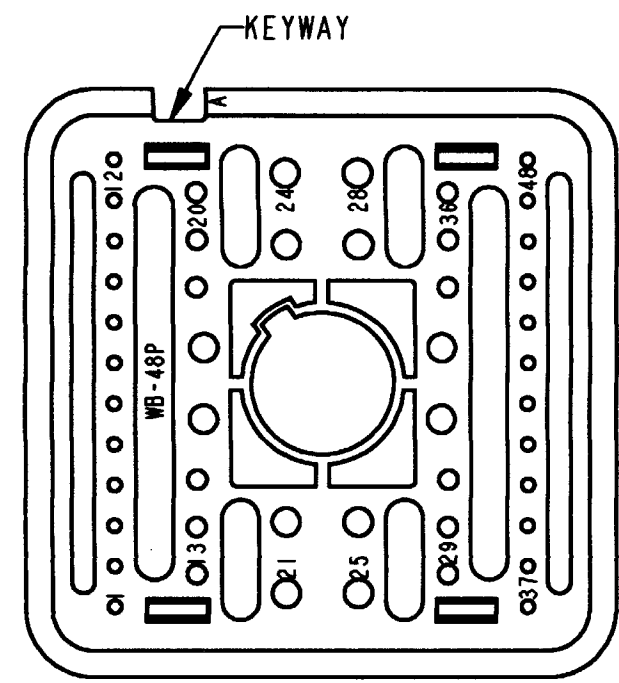
SIGNATURE & DATE	
DR	S. PALLUTH 02/28/01
CHK	<i>[Signature]</i> 3/6/01
PE	<i>[Signature]</i> 3/1/01
APPD	<i>[Signature]</i> 3/1/01
SCALE	NONE

WEDGE LOCK, RECEPTACLE  
48 CONTACTS  
KEY ARRANGEMENTS  
A, B, C, & D  
DRB SERIES  
ENVELOPE

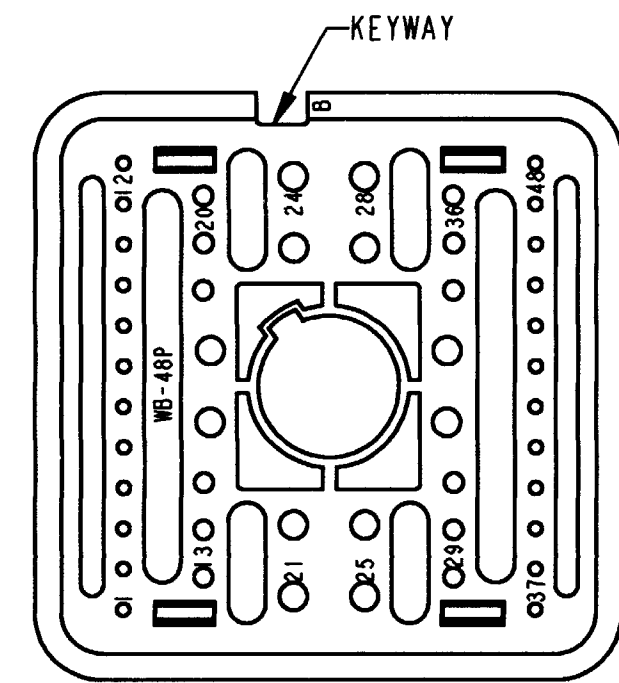
CP	EP063	MATL. CODE
<b>The Deutsch Company</b> DEUTSCH I.P.D. 3850 INDUSTRIAL AVE. HEMET, CALIF. 92545		
<b>B</b>	<b>WB-48P*</b>	
DWG SIZE	CODE 11139	SHEET 1 OF 2

REV NC **WB-48P\***

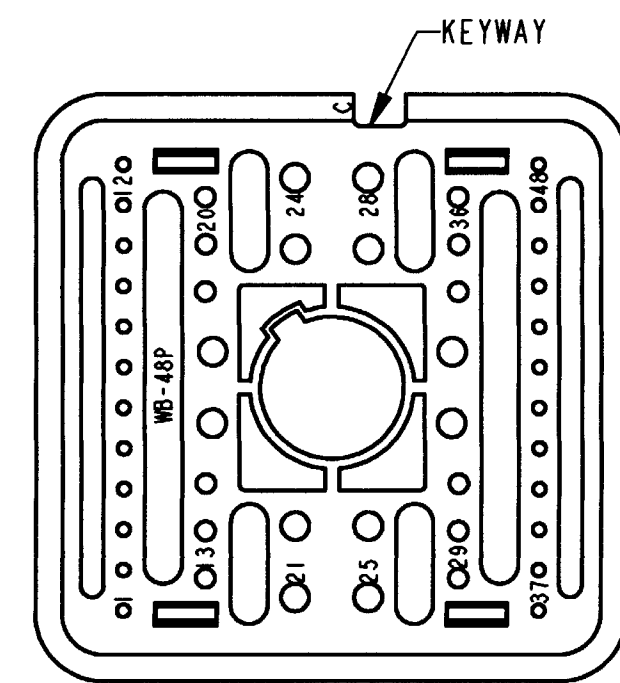
REVISIONS			
SYM	DESCRIPTION	DATE	APPROVED
	SEE SHEET 1	3-7-01	RDR



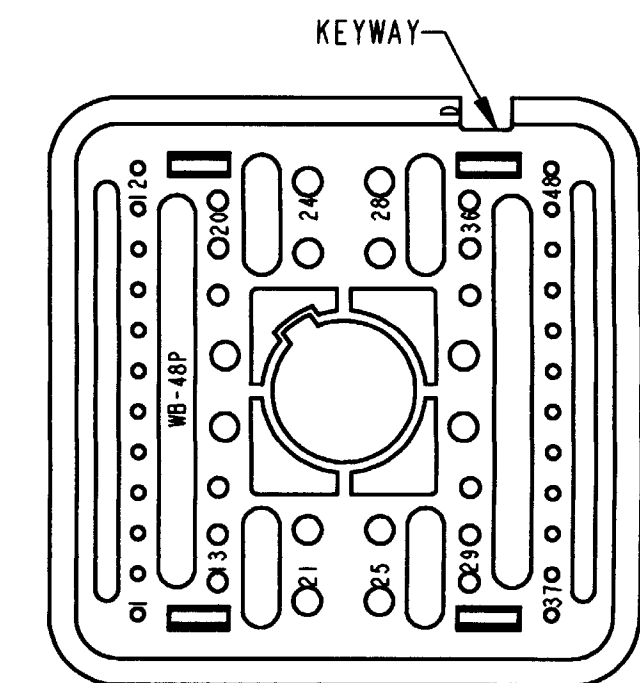
**WB-48PA**  
KEY ARRANGEMENT -A-  
COLOR: GREY



**WB-48PB**  
KEY ARRANGEMENT -B-  
COLOR: BLACK



**WB-48PC**  
KEY ARRANGEMENT -C-  
COLOR: GREEN



**WB-48PD**  
KEY ARRANGEMENT -D-  
COLOR: BROWN

NOTES:

SIGNATURE & DATE		WEDGE LOCK, RECEPTACLE 48 CONTACTS KEY ARRANGEMENTS A, B, C, & D DRB SERIES  ENVELOPE	CP EP063	MATL. CODE
DR	S. PALLUTH 02/28/01		<b>The Deutsch Company</b> DEUTSCH I.P.D. 3850 INDUSTRIAL AVE. HEMET, CALIF. 92545	
CHK	A. Blum 3/6/01		<b>B WB-48P*</b>	
PE	J. Palluth 3/1/01			
APPD	C. Meyer 3/1/01		DWG SIZE	CODE 11139
SCALE	NONE			