Alle Rechte vorbehalten/ *All rights reserved*

Mating face according to : MIL-C-24308 / DIN 41652 / CECC 75.01-802

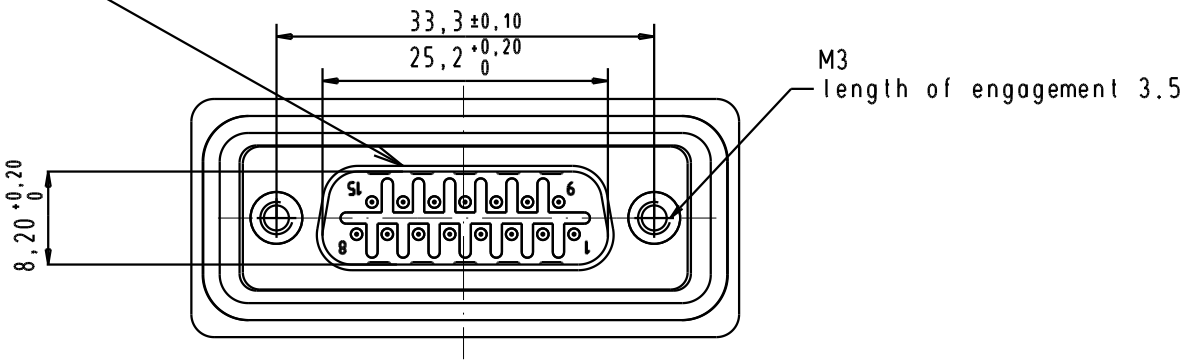


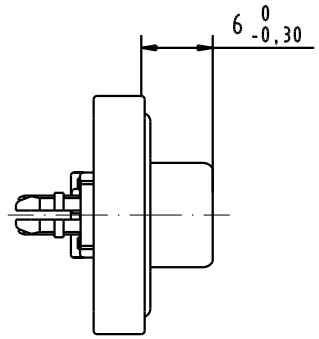


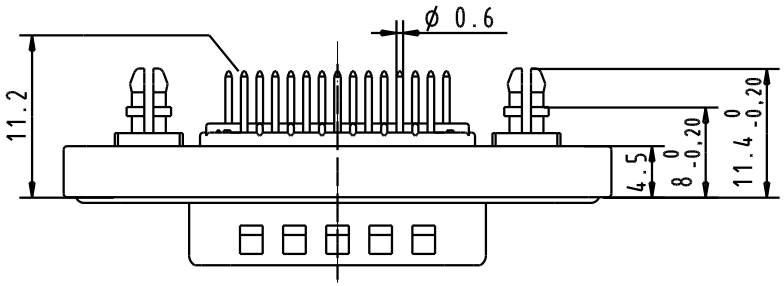


1) Protection standard IP 67 according to IEC 529 / DIN 40050.

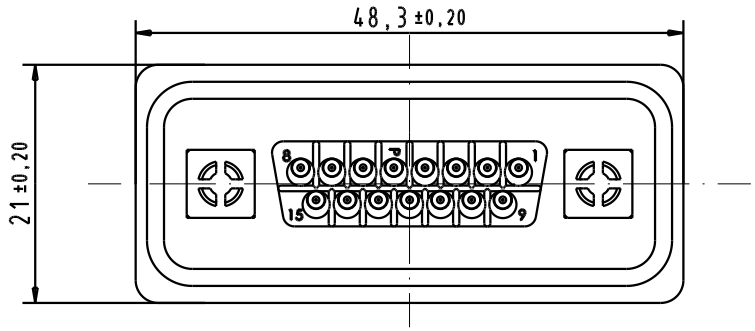


PCB layout hole
component side
( PCB holes plating : Tin )

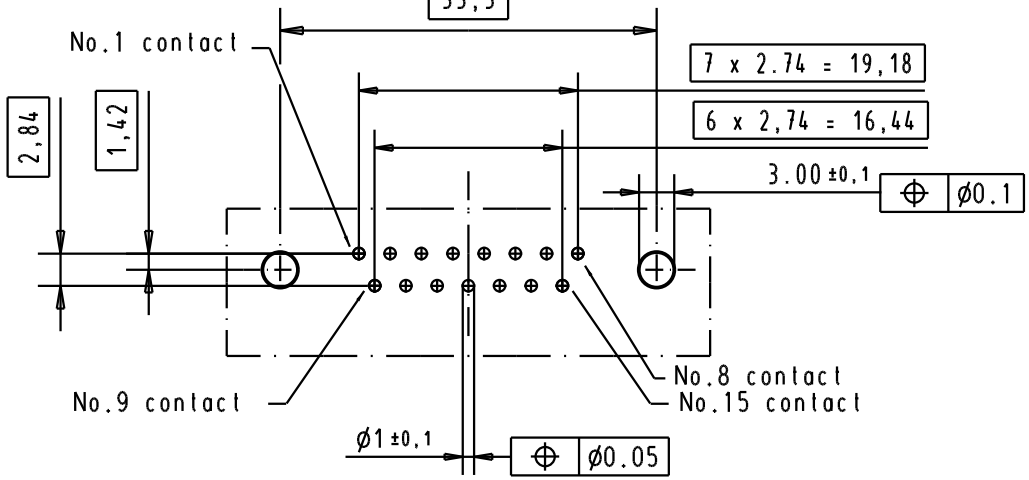


| | |
|---|---|
| 09 67 515 9675 | Au plating 0,76 µm mini |
| | |
| | |
| | |
| | |
| | |
| Part Number | Performance Level |

| | | | | Dat. | Name |
|---|---|---|---|---|---|
| | | | Detail. | 07/01/04 | S.H. |
| | | | Insp. | | |
| | | | Stand. | | |
| 31587 | 07/01/04 | S.H | | | |
| Mod. | Dat. | Name | | | |

All Dim. in mm
Orig. Size DIN A 4

HARTING ELEKTRONIK
F-95972 Paris

D-SUB IP67 male 15 Poles
straight solder pin with
M3 Spacer and clip

TB 09 67 515 9675

Sub.

Maßstab/ *Scale*

Blatt/ *Page*