



Main

| | |
|-------------------------------|---|
| Range of product | OsiSense XX |
| Sensor type | Ultrasonic sensor receiver |
| Series name | General purpose |
| Sensor name | XXR |
| Sensor design | Flat form 74 x 30 x 16 |
| Detection system | Thru beam (need a transmitter XXTK1A3M12) |
| [Sn] nominal sensing distance | 2 ft (0.61 m) fixed |
| Material | Plastic |
| Type of output signal | Discrete |
| Discrete output function | 2 NC |
| Wiring technique | 4-wire |
| Discrete output type | PNP and NPN |
| [Us] rated supply voltage | 12...24 V DC with reverse polarity protection |
| Electrical connection | Male connector M12 4 pins |
| [Sd] sensing range | 0...2 ft (0...0.61 m) |
| IP degree of protection | IP67 conforming to IEC 60529 |

Complementary

| | |
|---------------------------------|---|
| Enclosure material | ULTEM |
| Front material | Silicone |
| Supply voltage limits | 10...28 V DC |
| [Sa] assured operating distance | 0...2 ft (0...0.61 m) |
| Current consumption | 40 mA |
| Maximum switching current | 100 mA with overload and short-circuit protection |
| Voltage drop | < 1 V |
| Switching frequency | <= 40 Hz |
| Delay first up | 100 ms |
| Delay response | 10 ms |
| Delay recovery | 10 ms |
| Marking | CE |
| Height | 1.18 in (30 mm) |
| Width | 0.67 in (17 mm) |
| Depth | 3.35 in (85 mm) |
| Product weight | 0.11 lb(US) (0.05 kg) |

Environment

| | |
|---------------------------------------|--|
| standards | IEC 60947-5-2 |
| product certifications | UL |
| ambient air temperature for operation | 32...140 °F (0...60 °C) |
| ambient air temperature for storage | -40...176 °F (-40...80 °C) |
| vibration resistance | +/-1 mm conforming to IEC 60068-2-6 10...55 Hz |
| shock resistance | 30 gn in all 3 axes 11 ms conforming to IEC 60068-2-27 |
| resistance to electrostatic discharge | 8 kV level 4 conforming to IEC 61000-4-2 |
| resistance to electromagnetic fields | 9.14 V/yd (10 V/m) level 3 conforming to IEC 61000-4-3 |
| resistance to fast transients | 1 kV level 3 conforming to IEC 61000-4-4 |

Offer Sustainability

The information provided in this documentation contains general descriptions and/or technical characteristics of the products contained herein. This documentation is not intended as a substitute for and is not to be used for determining suitability or reliability of these products for specific user applications. It is the duty of any such user or integrator to perform the appropriate and complete risk analysis, evaluation and testing of the products with respect to the relevant specific application or use thereof. Neither Schneider Electric Industries SAS nor any of its affiliates or subsidiaries shall be responsible or liable for misuse of the information contained herein.

Not Green Premium product

Not Green Premium product

Compliant - since 1140 - Schneider Electric declaration of conformity

Compliant - since 1140 - Schneider Electric declaration of conformity

Reference contains SVHC above the threshold - go to CaP for more details

Reference contains SVHC above the threshold

Available

Available

WARNING: This product can expose you to chemicals including:

WARNING: This product can expose you to chemicals including:

Diisononyl phthalate (DINP), which is known to the State of California to cause cancer, and

Diisononyl phthalate (DINP), which is known to the State of California to cause cancer, and

Di-isodecyl phthalate (DIDP), which is known to the State of California to cause birth defects or other reproductive harm.

Di-isodecyl phthalate (DIDP), which is known to the State of California to cause birth defects or other reproductive harm.

For more information go to www.p65warnings.ca.gov

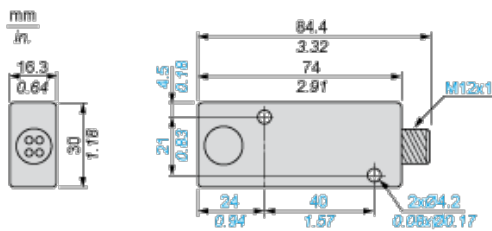
For more information go to www.p65warnings.ca.gov

Contractual warranty

Warranty period

18 months

Dimensions

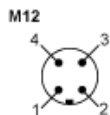


Minimum Mounting Distances



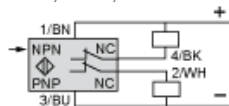
$\alpha \pm 8^\circ$

Wiring Diagram



- (1) (+)
- (2) (PNP)
- (3) (-)
- (4) (NPN)

NPN, PNP, NC



- BN Brown
- WH White
- BU Blue
- BK Black