

**NEW!**

Shielded Power Inductors – XAL1580



- High current – up to 111 A
- Very low DCR – 0.50 mOhms
- Soft saturation makes them ideal for VRM/VRD applications.

Core material Composite

Terminations RoHS compliant tin-silver (96.5/3.5) over copper. Other terminations available at additional cost.

Weight 10.6 g

Ambient temperature –40°C to +90°C with Irms current, +90°C to +130°C with derated current.

Storage temperature Component: –40°C to +130°C.
Tape and reel packaging: –40°C to +80°C

Resistance to soldering heat Max three 40 second reflows at +260°C, parts cooled to room temperature between cycles

Moisture Sensitivity Level (MSL) 1 (unlimited floor life at <30°C / 85% relative humidity)

Failures in Time (FIT) / Mean Time Between Failures (MTBF)
38 per billion hours / 26,315,789 hours, calculated per Telcordia SR-332

Packaging 300/13" reel Plastic tape: 32 mm wide, 0.3 mm thick, 24 mm pocket spacing, 8.26 mm pocket depth

PCB washing Only pure water or alcohol recommended

Part number ¹	Inductance ² ±20% (µH)	DCR ³ (mOhms)		SRF typ ⁴ (MHz)	Isat ⁵ (A)	Irms (A) ⁶		Height ⁷
		typ	max			20°C rise	40°C rise	
XAL1580-401ME_	0.40	0.50	0.70	53.0	111	47.0	60.0	0.315/8.0
XAL1580-741ME_	0.74	0.72	0.86	35.1	86.0	43.2	59.7	0.315/8.0
XAL1580-102ME_	1.0	0.93	1.12	30.0	73.5	40.6	57.5	0.315/8.0
XAL1580-132ME_	1.3	1.15	1.38	26.2	65.0	34.6	46.7	0.307/7.8
XAL1580-182ME_	1.8	1.61	1.93	21.3	57.0	33.2	43.8	0.303/7.7
XAL1580-202ME_	2.0	1.91	2.29	20.1	51.0	29.5	39.9	0.303/7.7
XAL1580-302ME_	3.0	2.62	3.10	16.0	43.0	25.6	34.4	0.295/7.5
XAL1580-452ME_	4.5	3.82	4.58	12.5	34.2	20.4	27.0	0.295/7.5
XAL1580-532ME_	5.3	4.35	5.22	11.8	33.0	19.5	26.5	0.295/7.5
XAL1580-612ME_	6.1	5.66	6.79	11.7	31.0	16.9	22.6	0.291/7.4

1. When ordering, please specify **termination** and **packaging** codes:

XAL1580-612MED

Termination: E = RoHS compliant tin-silver over copper.

Special order: T = RoHS tin-silver-copper (95.5/4/0.5) or S = non-RoHS tin-lead (63/37).

Packaging: D = 13" machine-ready reel. EIA-481 embossed plastic tape (300 parts per full reel).

B = Less than full reel. In tape, but not machine ready. To have a leader and trailer added (\$25 charge), use code letter C instead.

- Inductance tested at 100 kHz, 0.1 Vrms, 0 Adc.
- DCR measured on a micro-ohmmeter.
- SRF measured using Agilent/HP 4395A or equivalent.
- DC current at which the inductance drops 30% (typ) from its value without current.
- Current that causes the specified temperature rise from 25°C ambient.
- Maximum height in inches/mm.
- Electrical specifications at 25°C.

Refer to Doc 362 "Soldering Surface Mount Components" before soldering.

Irms Testing

Irms testing was performed on 0.75 inch wide × 0.25 inch thick copper traces in still air.

Temperature rise is highly dependent on many factors including pcb land pattern, trace size, and proximity to other components. Therefore temperature rise should be verified in application conditions.



www.coilcraft.com

US +1-847-639-6400 sales@coilcraft.com
UK +44-1236-730595 sales@coilcraft-europe.com
Taiwan +886-2-2264 3646 sales@coilcraft.com.tw
China +86-21-6218 8074 sales@coilcraft.com.cn
Singapore + 65-6484 8412 sales@coilcraft.com.sg

Document 891-1 Revised 07/25/12

© Coilcraft Inc. 2012

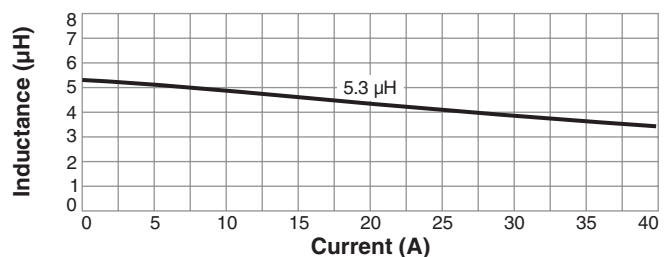
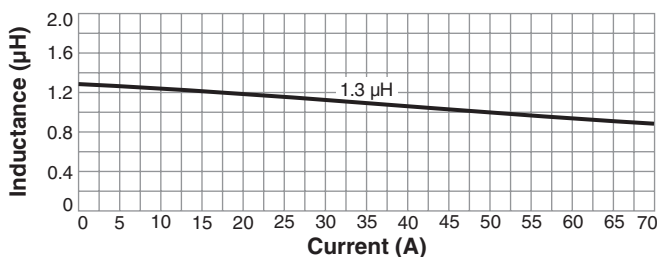
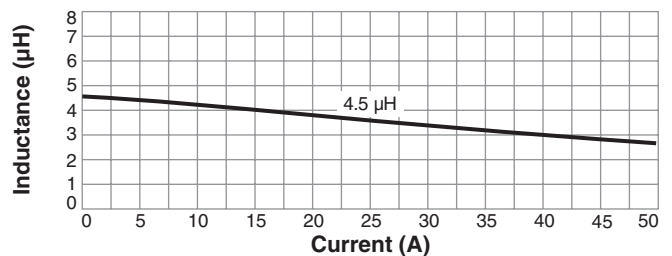
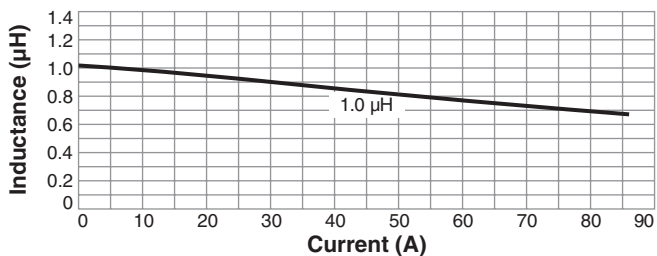
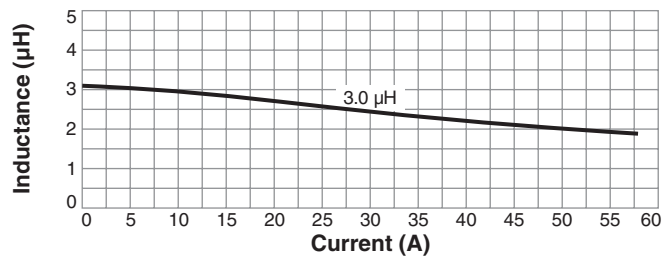
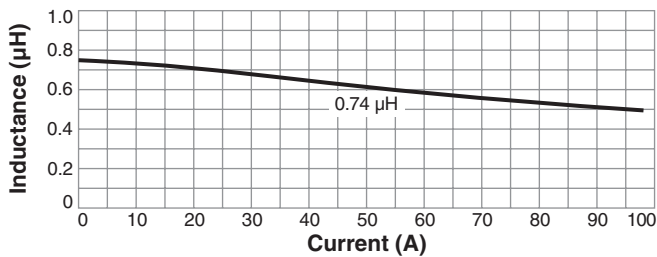
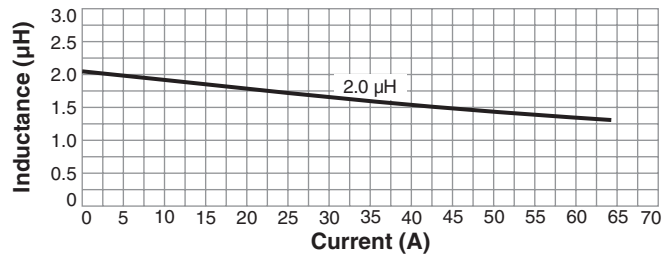
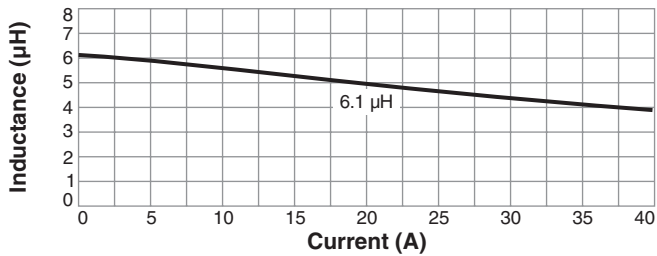
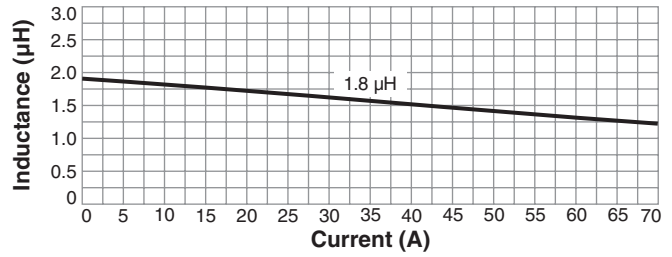
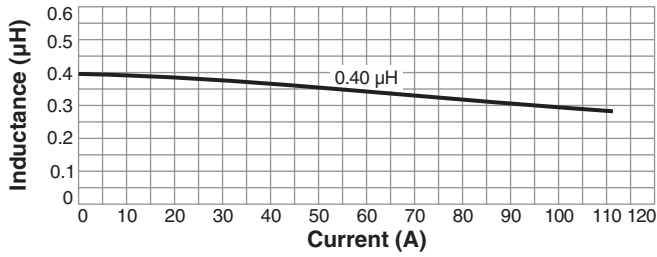
This product may not be used in medical of high risk applications without prior Coilcraft approval. Specification subject to change without notice. Please check out web site for latest information.

NEW!



Shielded Power Inductors – XAL1580

Typical L vs Current



www.coilcraft.com

US +1-847-639-6400 sales@coilcraft.com
UK +44-1236-730595 sales@coilcraft-europe.com
Taiwan +886-2-2264 3646 sales@coilcraft.com.tw
China +86-21-6218 8074 sales@coilcraft.com.cn
Singapore + 65-6484 8412 sales@coilcraft.com.sg

Document 891-2 Revised 07/25/12

© Coilcraft Inc. 2012

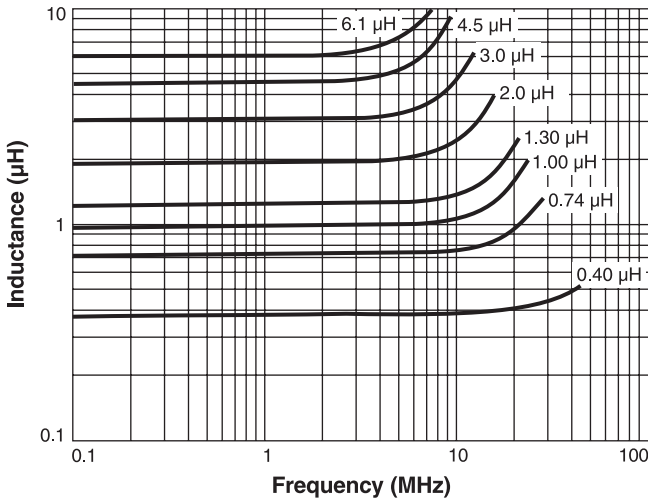
This product may not be used in medical or high risk applications without prior Coilcraft approval. Specification subject to change without notice. Please check out web site for latest information.

NEW!

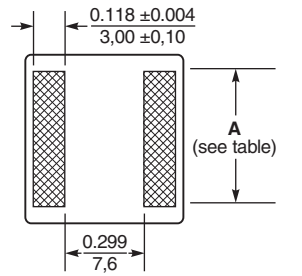
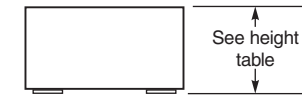
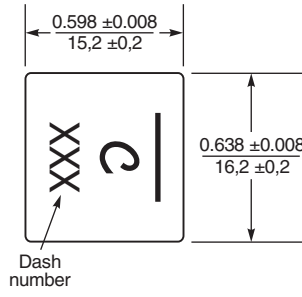
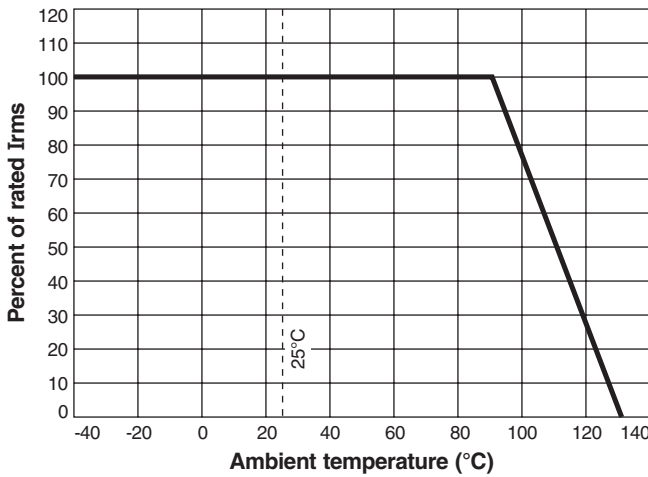


Shielded Power Inductors – XAL1580

Typical L vs Frequency

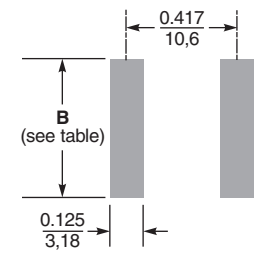


Irms Derating



Dash number	A ±0.008 in ±0.20 mm (in / mm)	B (in / mm)
-401	0.518 / 13.16	0.557 / 14.16
-741	0.518 / 13.16	0.557 / 14.16
-102	0.518 / 13.16	0.557 / 14.16
-132	0.502 / 12.76	0.534 / 13.56
-182	0.494 / 12.56	0.522 / 13.26
-202	0.494 / 12.56	0.522 / 13.26
-302	0.479 / 12.16	0.498 / 12.66
-452	0.471 / 11.96	0.487 / 12.36
-532	0.471 / 11.96	0.487 / 12.36
-612	0.467 / 11.86	0.481 / 12.21

Recommended Land Pattern



Dimensions are in inches / mm

Part number	Height max (inches / mm)
XAL1580-401	0.315 / 8.0
XAL1580-741	0.315 / 8.0
XAL1580-102	0.315 / 8.0
XAL1580-132	0.307 / 7.8
XAL1580-182	0.303 / 7.7
XAL1580-202	0.303 / 7.7
XAL1580-302	0.295 / 7.5
XAL1580-452	0.295 / 7.5
XAL1580-532	0.295 / 7.5
XAL1580-612	0.291 / 7.4



US +1-847-639-6400 sales@coilcraft.com
UK +44-1236-730595 sales@coilcraft-europe.com
Taiwan +886-2-2264 3646 sales@coilcraft.com.tw
China +86-21-6218 8074 sales@coilcraft.com.cn
Singapore + 65-6484 8412 sales@coilcraft.com.sg

Document 891-3 Revised 07/25/12
 © Coilcraft Inc. 2012
 This product may not be used in medical of high risk applications without prior Coilcraft approval. Specification subject to change without notice. Please check out web site for latest information.