

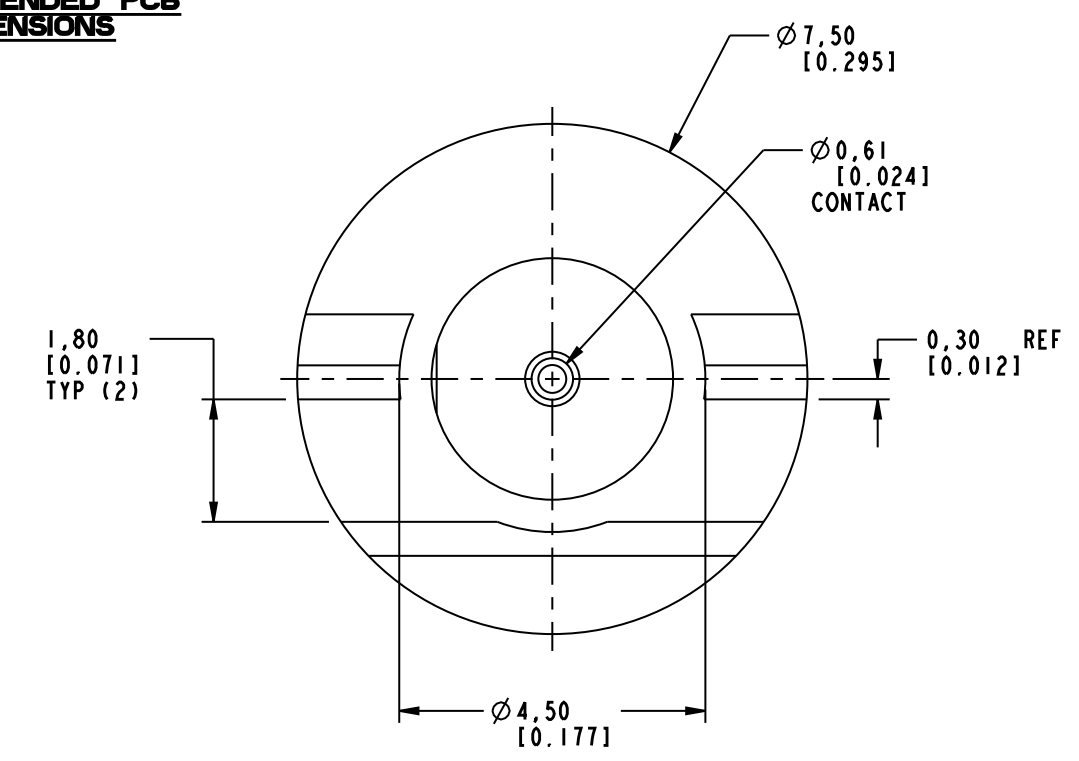
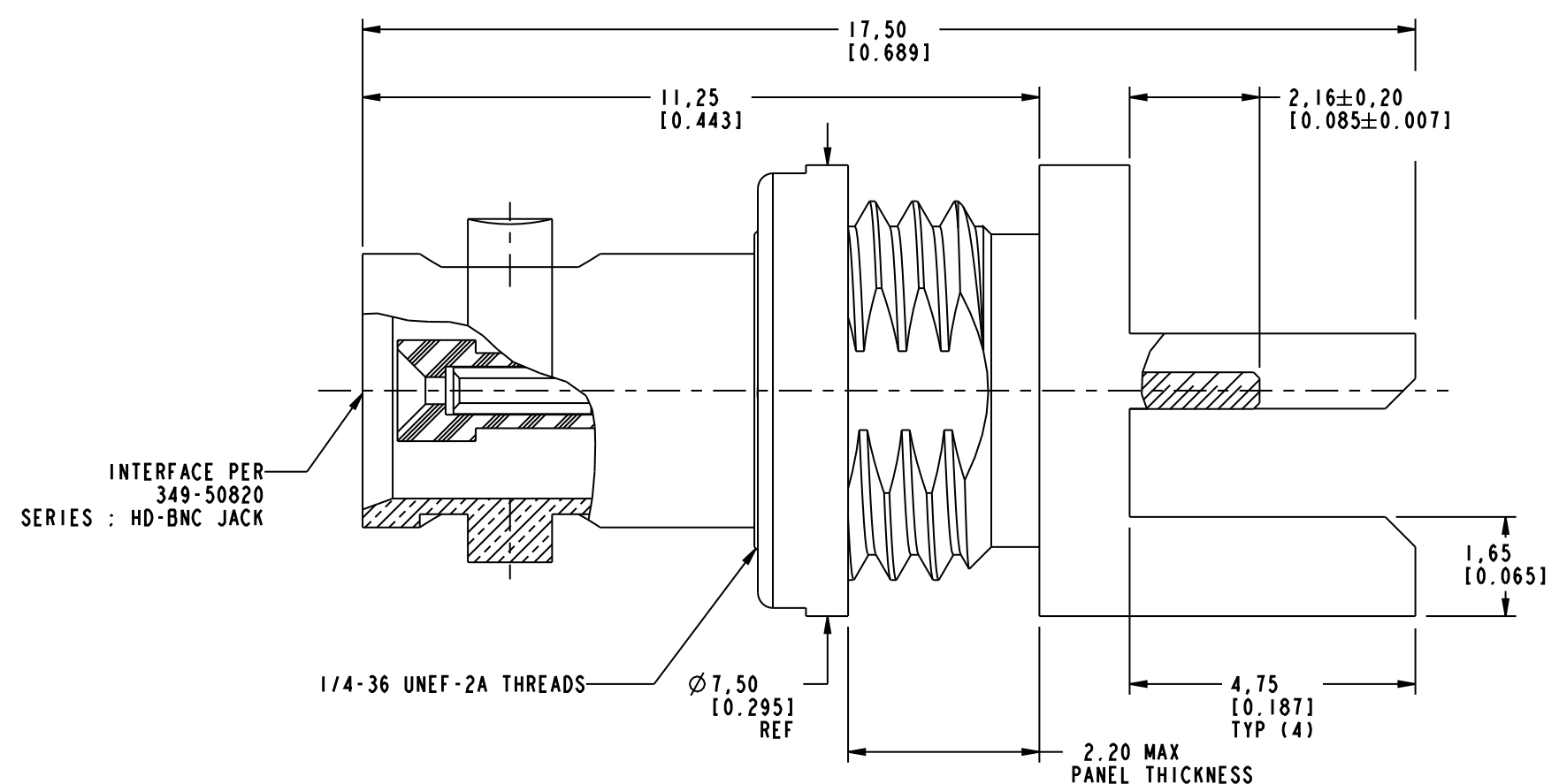
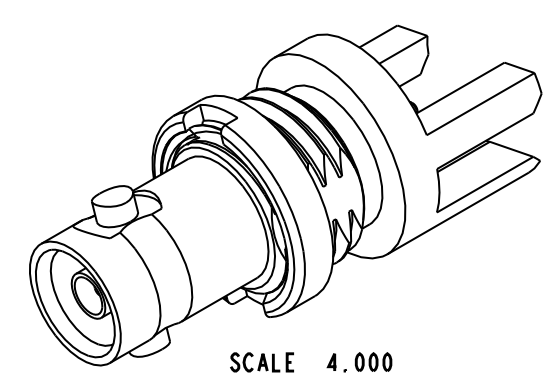
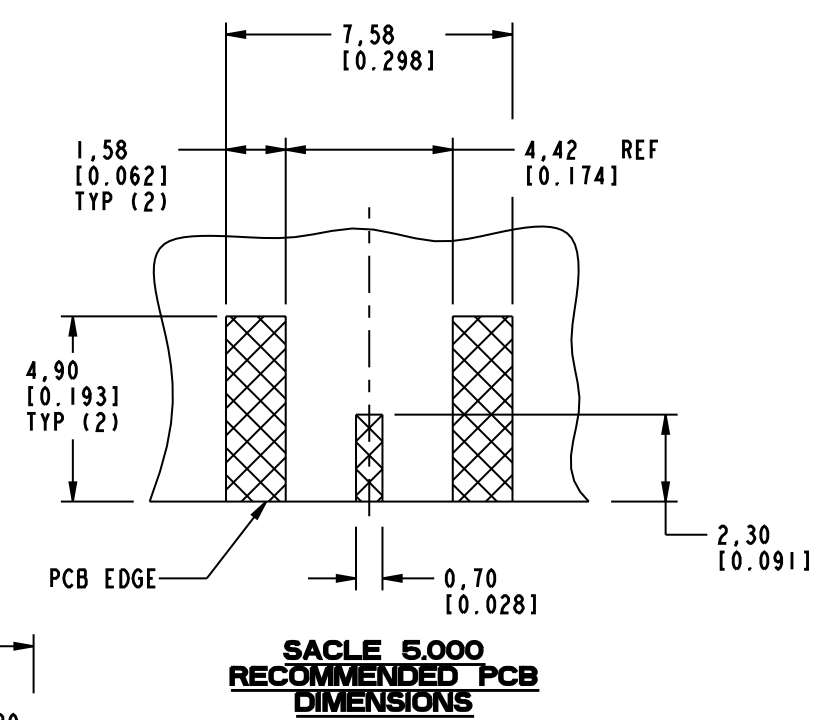
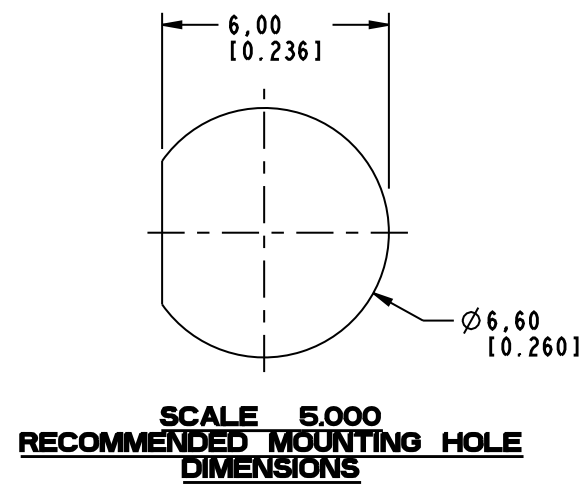
NOTES:

1. MATERIALS AND FINISHES:  
 BODY - BRASS, GOLD PLATING  
 CONTACT - BeCu, GOLD PLATING  
 INSULATOR - PTFE
2. ELECTRICAL:  
 A. IMPEDANCE: 75 OHMS  
 B. FREQUENCY RANGE: DC - 4 GHz  
 C. RETURN LOSS : 30 dB @ 3 GHz  
 D. DIELECTRIC WITHSTANDING VOLTAGE: 1000 VRMS, MIN.  
 E. INSULATION RESISTANCE: 10,000 MEGOHMS MIN
3. MECHANICAL:  
 A. DURABILITY: 500 CYCLES MIN.
4. ENVIRONMENTAL:  
 A. THERMAL SHOCK PER MIL-STD-202 METHOD 107  
 TEST CONDITION B (EXCEPT HIGH TEMP @200°C)  
 B. VIBRATION: MIL-STD-202 METHOD 204 TEST CONDITION B  
 C. SHOCK: MIL-STD-202 METHOD 213 TEST CONDITION B  
 D. CORROSION: MIL-STD-202 METHOD 101  
 TEST CONDITION B 5% SALT SOLUTION
5. AMPHENOL SPANNER WRENCH 227-1490 REQUIRED TO MOUNT CONNECTOR TO PANEL.
6. PACKAGING:  
 A. QUANTITY: SINGLE PACK  
 B. MARKING: BAG TO BE MARKED "AMPHENOLRF, 34-1018 AND DATE CODE"

THIRD ANGLE PROJ.

REVISIONS

REV	DESCRIPTION	DATE	ECO	APPR
A	RELEASED TO MFG.	--	48167	AAP



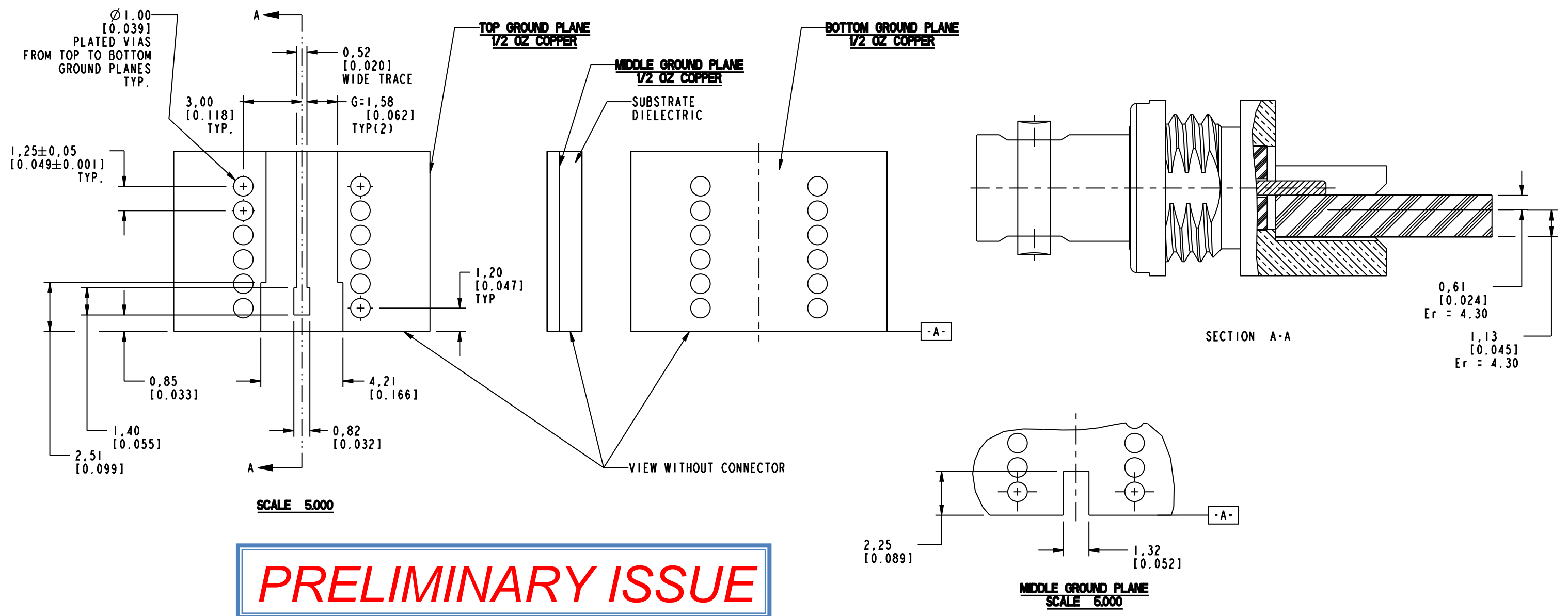
**CUSTOMER OUTLINE DRAWING**  
 ALL OTHER SHEETS ARE FOR INTERNAL USE ONLY

<p>UNLESS OTHERWISE SPECIFIED, DIMENSIONS ARE IN METRIC AND TOLERANCES ARE:          &lt;0.5mm ±0.05mm    0.5 - 6mm ±0.1mm    6 - 30mm ±0.2mm    30 - 120mm ±0.3mm    ANGLES ±1°</p> <p>NOTICE - These drawings, specifications, or other data (1) are, and remain the property of Amphenol corp. (2) must be returned upon request; and (3) are confidential and not to be disclosed to any person other than those to whom they are given by Amphenol Corp. The furnishing of these drawings, specifications, or other data by Amphenol Corp., or to any other person for any purpose is not to be regarded by implication or otherwise in any manner licensing, granting rights to permitting such holder or any other person to manufacture, use or sell any product, process or design, patented or otherwise, that may in any way be related to or disclosed by said drawings, specifications, or other data.</p>	MATERIAL	DRAWN	DATE	TITLE	<p>Amphenol RF          Danbury CT USA, Tainan, Taiwan, Shenzhen, China          www.amphenolrf.com</p>
	SEE NOTES	PADMANABHAN E	27-Jan-10		
	REFERENCE	ENGINEER	DATE	EDGE MOUNT FOR	
	EAR # 3896	PADMANABHAN E	27-Jan-10	0.062" THICK BOARD	
CONFIGURATION LEVEL: Prototype	APPROVED	DATE	SCALE: 9.0:1.0	SHEET 2 OF 4	DRAWING NO.34-1018
FINISH	CAD FILE	Root Folder/HD-BNC/34-1018	DWG SIZE	REV	ITEM NO.34-1018
			B	A	PART NO.34-1018

REV	DESCRIPTION	DATE	ECO	APPR
A	RELEASED TO MFG.	--	48167	AAP

# RECOMMENDED PCB LAUNCH FOR OPTIMAL RF PERFORMANCE

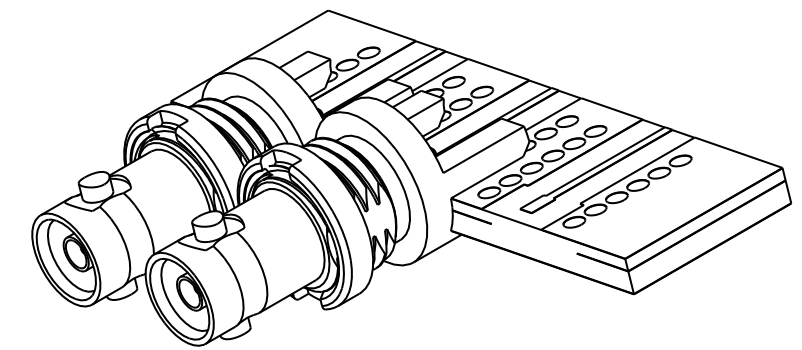
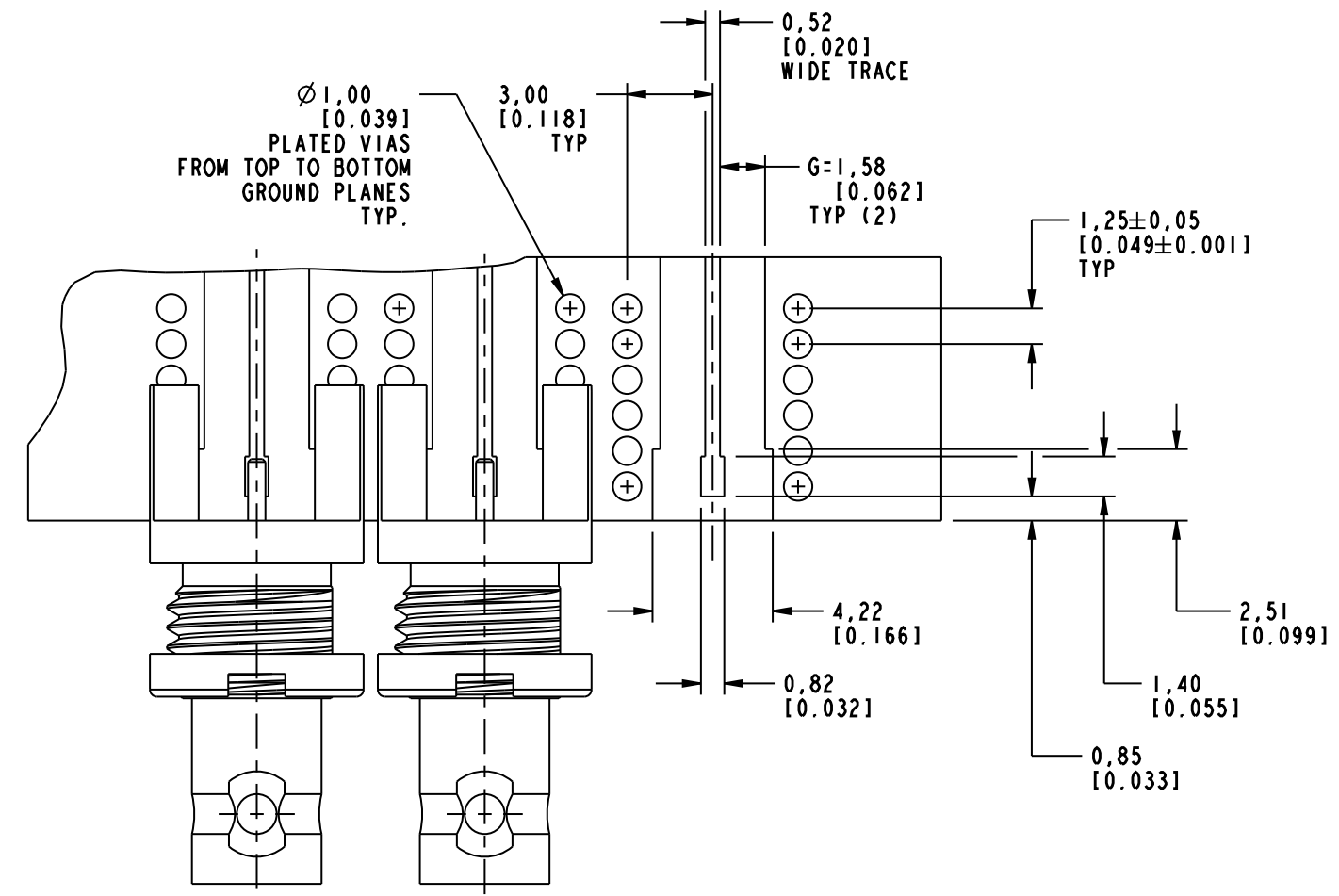
VARIATIONS IN BOARD SUBSTRATE AND TRACE MAY REQUIRE DIFFERENT GEOMETRY



<p>UNLESS OTHERWISE SPECIFIED, DIMENSIONS ARE IN METRIC AND TOLERANCES ARE:</p> <table border="1"> <tr> <td>&lt;0.5mm</td> <td>0.5 - 6mm</td> <td>6 - 30mm</td> <td>30 - 120mm</td> <td>ANGLES</td> </tr> <tr> <td><math>\pm 0.05mm</math></td> <td><math>\pm 0.1mm</math></td> <td><math>\pm 0.2mm</math></td> <td><math>\pm 0.3mm</math></td> <td><math>\pm 1^\circ</math></td> </tr> </table> <p>NOTICE - These drawings, specifications, or other data (1) are, and remain the property of Amphenol corp. (2) must be returned upon request; and (3) are confidential and not to be disclosed to any person other than those to whom they are given by Amphenol Corp. The furnishing of these drawings, specifications, or other data by Amphenol Corp., or to any other person for any purpose is not to be regarded by implication or otherwise in any manner licensing, granting rights to permitting such holder or any other person to manufacture, use or sell any product, process or design, patented or otherwise, that may in any way be related to or disclosed by said drawings, specifications, or other data.</p>	<0.5mm	0.5 - 6mm	6 - 30mm	30 - 120mm	ANGLES	$\pm 0.05mm$	$\pm 0.1mm$	$\pm 0.2mm$	$\pm 0.3mm$	$\pm 1^\circ$	<p>MATERIAL</p> <p>REFERENCE EAR # 3896</p> <p>CONFIGURATION LEVEL: Prototype</p> <p>FINISH</p>	<p>DRAWN PADMANABHAN E</p> <p>ENGINEER PADMANABHAN E</p> <p>APPROVED</p> <p>CAD FILE Root Folder/HD-BNC/34-1018</p>	<p>DATE 25-Jun-10</p> <p>DATE 25-Jun-10</p> <p>DATE</p>	<p>TITLE HD BNC BHD JACK EDGE MOUNT FOR 0.062" THICK BOARD</p> <p>SCALE: 12.0:1.0 SHEET 3 OF 4</p> <p>DWG SIZE B</p> <p>REV A</p>	<p>Amphenol RF Danbury CT USA, Tainan, Taiwan, Shenzhen, China www.amphenolrf.com</p> <p>DRAWING NO. 34-1018</p> <p>ITEM NO. 34-1018</p> <p>PART NO. 34-1018</p>
	<0.5mm	0.5 - 6mm	6 - 30mm	30 - 120mm	ANGLES										
$\pm 0.05mm$	$\pm 0.1mm$	$\pm 0.2mm$	$\pm 0.3mm$	$\pm 1^\circ$											

THIRD ANGLE PROJ.

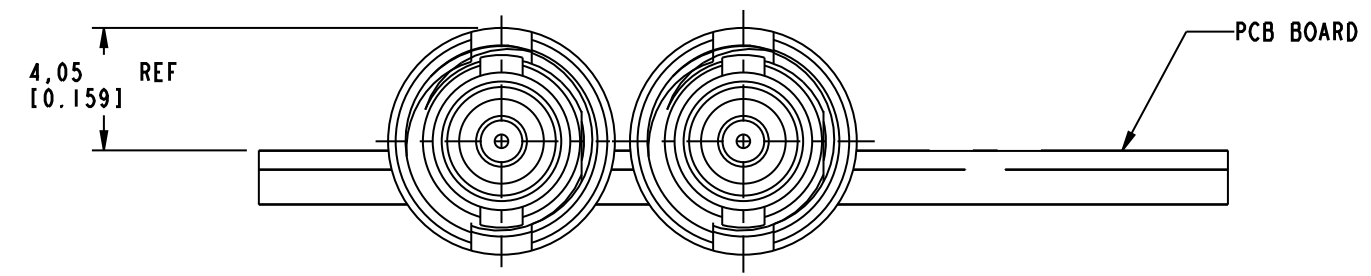
REVISIONS				
REV	DESCRIPTION	DATE	ECO	APPR
A	RELEASED TO MFG.	--	48167	PNE



SCALE 3.000

# RECOMMENDED PCB LAUNCH

CONNECTORS TO BE SPACED AT 8 MM MIN. PITCH.



**PRELIMINARY ISSUE**

**CUSTOMER OUTLINE DRAWING**  
ALL OTHER SHEETS ARE FOR INTERNAL USE ONLY

<p>UNLESS OTHERWISE SPECIFIED, DIMENSIONS ARE IN METRIC AND TOLERANCES ARE:                  &lt;0.5mm ± 0.05mm    0.5 - 6mm ± 0.1mm    6 - 30mm ± 0.2mm    30 - 120mm ± 0.3mm    ANGLES ± 1°</p> <p>NOTICE - These drawings, specifications, or other data (1) are, and remain the property of Amphenol corp. (2) must be returned upon request; and (3) are confidential and not to be disclosed to any person other than those to whom they are given by Amphenol Corp. The furnishing of these drawings, specifications, or other data by Amphenol Corp., or to any other person to anyone for any purpose is not to be regarded by implication or otherwise in any manner licensing, granting rights to permitting such holder or any other person to manufacture, use or sell any product, process or design, patented or otherwise, that may in any way be related to or disclosed by said drawings, specifications, or other data.</p>	<p>MATERIAL -</p>	<p>DRAWN PADMANABHAN E</p>	<p>DATE 29-Jun-10</p>	<p>TITLE HD BNC BHD JACK EDGE MOUNT FOR 0.062" THICK BOARD</p>	<p>Amphenol RF Danbury CT USA, Tainan, Taiwan, Shenzhen, China www.amphenolrf.com</p>	
	<p>REFERENCE EAR # 3896</p>	<p>ENGINEER PADMANABHAN E</p>	<p>DATE 29-Jun-10</p>			<p>SCALE: 4.0:1.0 SHEET 4 OF 4</p>
	<p>CONFIGURATION LEVEL: Prototype</p>	<p>APPROVED</p>	<p>DATE</p>	<p>DWG SIZE B</p>	<p>REV A</p>	<p>DRAWING NO. 34-1018</p>
	<p>FINISH</p>	<p>Root Folder/HD-BNC/34-1018</p>	<p>DWG SIZE B</p>	<p>REV A</p>	<p>ITEM NO. 34-1018</p>	<p>PART NO. 34-1018</p>