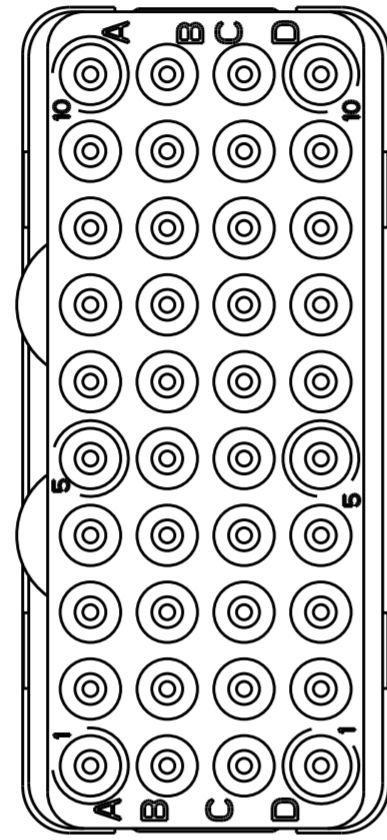
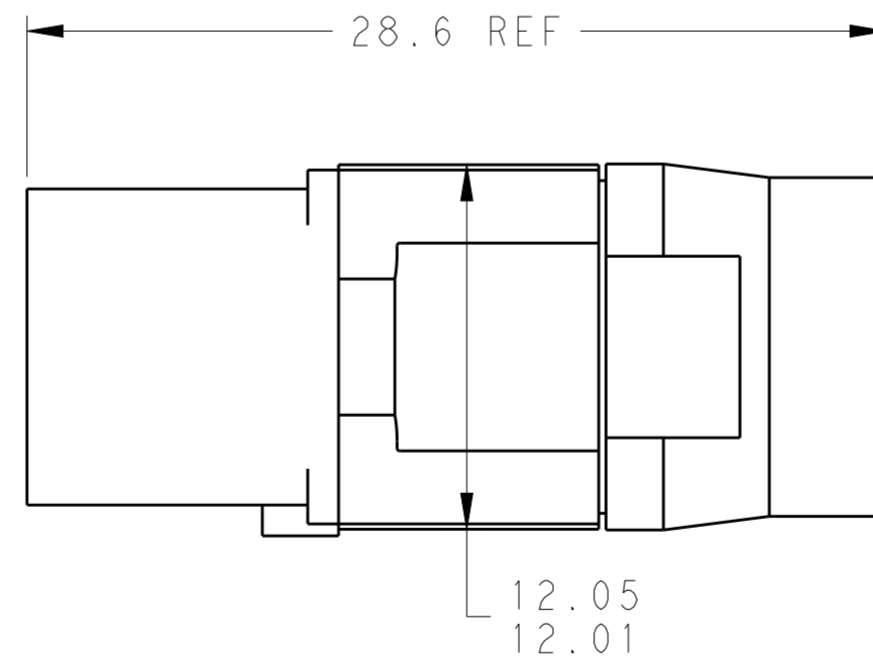
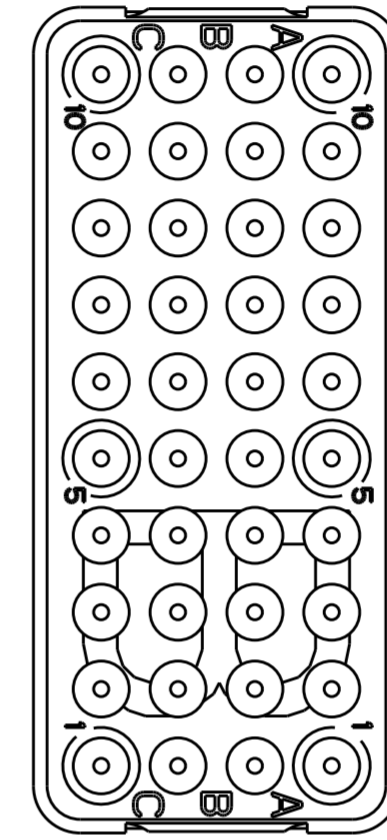
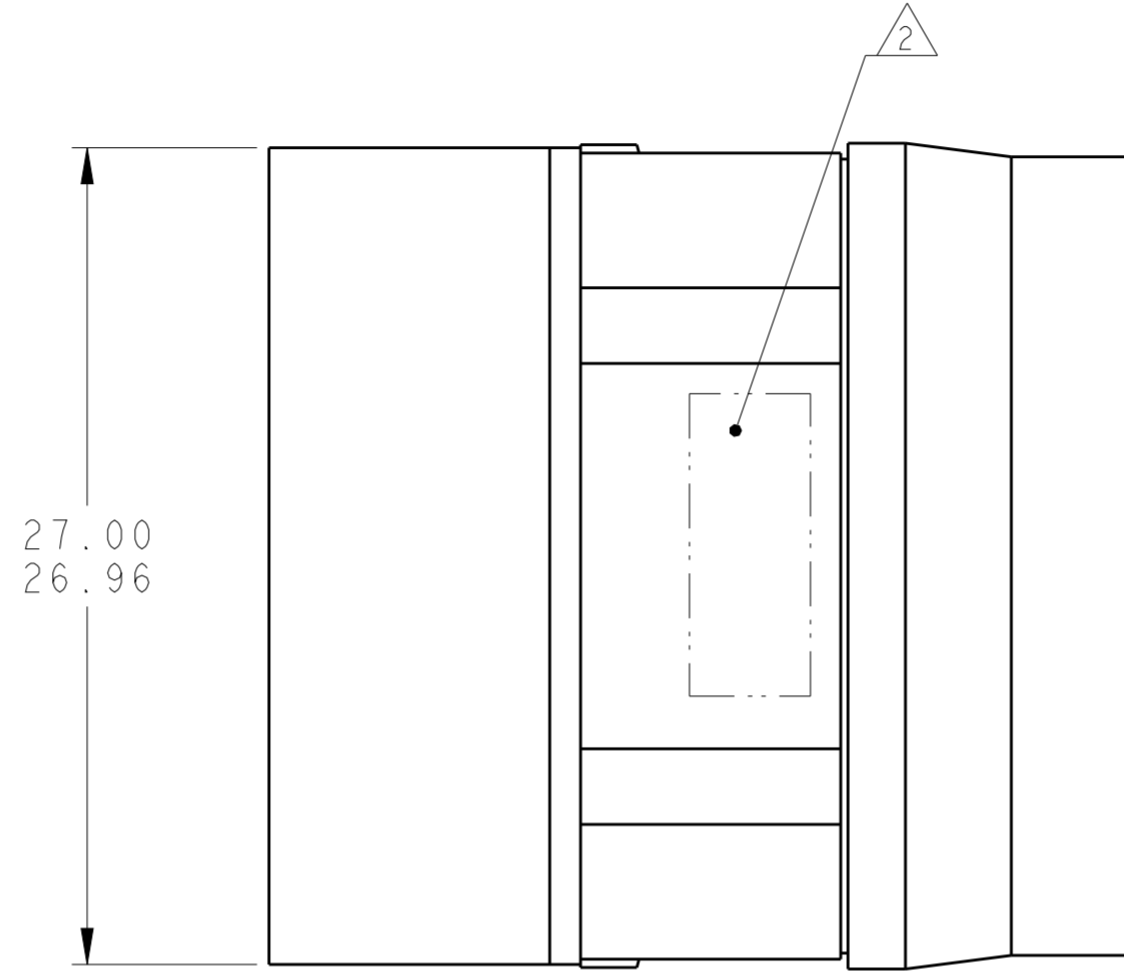


THIS DRAWING IS UNPUBLISHED. RELEASED FOR PUBLICATION  
 © COPYRIGHT - BY - ALL RIGHTS RESERVED.

LOC		DIST		REVISIONS			
P	LTR	DESCRIPTION	DATE	DWN	APVD		
	B	REVISED PER ECO-12-018187	2NOV2012	CT	KH		



MATING FACE



1 FRONT & REAR INSULATORS: HIGH-TEMP THERMOPLASTIC OR THERMOSET EPOXY PER ASTM D5948. CONTACT RETENTION CLIPS: STAINLESS STEEL PER AISI 302 OR COPPER ALLOY PER ASTM B194, REAR GROMMET: FLUROSILICONE ELASTOMER PER MIL-R-25988 B EXCEPT 4.6.6.1.

2 PART TO MARKED WITH TE IDENTIFICATION, TE PART NO. AND DATE CODE: YEAR & WEEK (YY WW) IN APPROXIMATE AREA SHOWN.

3. THIS INSERT CONTAINS: 40 CAVITIES FOR SIZE 22 SOCKET CONTACTS

4. THIS PRODUCT IS SOLD BY TYCO ELECTRONICS UNDER A LICENSE FROM RADIAL SA.

NON-ENV	GPRBN40SB	1738194-2
ENVIRONMENTAL	GPRBE40SB	1738194-1
REMARKS	DESCRIPTIVE PART NO.	PART NUMBER

THIS DRAWING IS A CONTROLLED DOCUMENT.		DWN C.C. THOMAS 10-4-10	TE Connectivity	
DIMENSIONS: mm		CHK K. HOGAN 10-4-10		
TOLERANCES UNLESS OTHERWISE SPECIFIED:		APVD K. HOGAN 10-4-10	NAME INSERT ASSEMBLY, SOCKET, ARRANGEMENT 40, KEY B, GPRB	
0 PLC ± 1 PLC ± 2 PLC ± 3 PLC ± 4 PLC ± ANGLES ± FINISH		PRODUCT SPEC -	RESTRICTED TO -	
MATERIAL 1		APPLICATION SPEC -	SIZE A200779	DRAWING NO C-1738194
		WEIGHT -	SCALE 4:1	SHEET 1 OF 1 REV B
		CUSTOMER DRAWING		