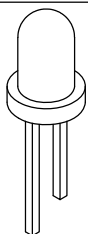


NOTES:

1. ROHS COMPLIANT
2. MATERIAL:
 PANEL CONNECTOR SOCKET - POLYPROPYLENE, UL RATING 94-HB
 HEADER CONNECTOR - POLYESTER, UL RATING 94-V0
 TERMINAL - PHOSPHOR BRONZE, TIN PLATE
 WIRE - 24 AWG 1007/1569
3. MOUNTING: HOLE SIZE: 11/64" (4.37mm)
4. PANEL THICKNESS: .030" (.762mm) MIN - .075" (1.905mm) MAX
 FOR PANEL THICKNESS .030" (.762mm) - .050" (1.270mm) USE 1 SPC 040 SPACER
 FOR PANEL THICKNESS .055" (1.397mm) - .075" (1.905mm) NO SPACER REQUIRED
5. LED LEAD LENGTH: FOR SMC 130 - .380" (9.652mm); FOR SMC 170 - .320" (8.128mm)
6. U.S. & FOREIGN PATENT ISSUED AND PENDING

REVISIONS				
ECN #	REV	DESCRIPTION	DATE	INITIALS
	001	REVISED PER ECR 111009AZ01	9/28/10	KH

LED/SPACER
(ORDER SEPARATELY)



3 MM LED



SPC 040

CABLE ORDERING CODE EXAMPLE:

CNX B E 4 1 12

TERMINATION *	
X=	STRIPPED END
E=	SINGLE ROW LOCKING HEADER
G=	SINGLE ROW PLAIN HEADER

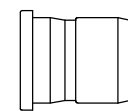
WIRE SIZE *	
4	24 AWG

WIRE COLOR *	
1	WHITE - BLACK
2	RED - BLACK

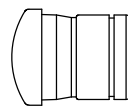
WIRE LENGTH *	
04	4 INCHES (101.6mm)
06	6 INCHES (152.4mm)
08	8 INCHES (203.2mm)
12	12 INCHES (304.8mm)
18	18 INCHES (457.2mm)
24	24 INCHES (609.6mm)

* CALL FACTORY FOR ADDITIONAL OPTIONS

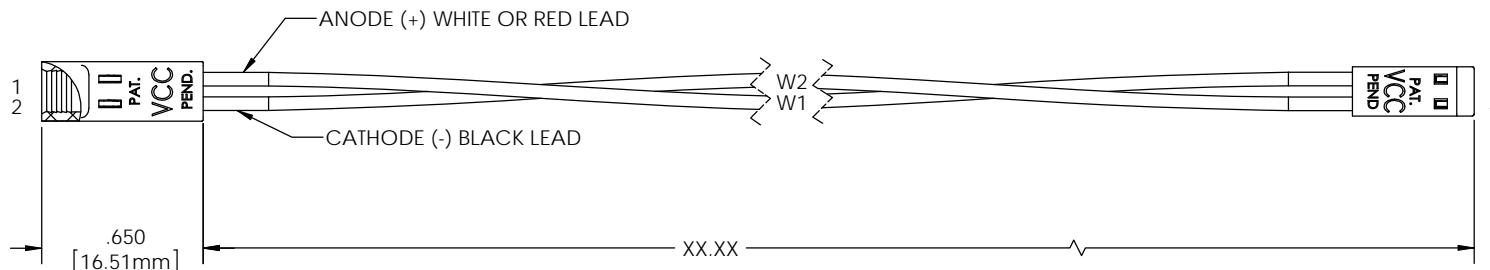
LENS/PANEL MOUNT
(ORDER SEPARATELY)



SMC 130



SMC 170



DIMENSION STYLE: INCHES / MM GENERAL TOLERANCES UNLESS OTHERWISE SPECIFIED: INCHES ±.000 MM ±.127 THIRD ANGLE PROJECTION	MATERIAL	VCC OPTOELECTRONICS 190 BOSSTICK BLVD, SUITE 101 SAN MARCOS, CA 92069 U.S.A PHONE: (760) 560-1300, FAX: (760) 560-1301 EMAIL: vccsales@vccite.com	
	SEE NOTES	FINISH	TITLE: CNX B CABLE ASSEMBLY
PROPRIETARY AND CONFIDENTIAL THE INFORMATION CONTAINED IN THIS DRAWING IS THE SOLE PROPERTY OF VISUAL COMMUNICATIONS COMPANY, INC. ANY REPRODUCTION IN PART OR AS A WHOLE WITHOUT THE WRITTEN PERMISSION OF VISUAL COMMUNICATIONS COMPANY, INC IS PROHIBITED.	APPROVAL	DATE	SIZE DWG. NO.
	DRAWN K.Howard	9/28/10	B CNX B ASSY
	CHECKED DPZ	11/29/10	REV 001
	DO NOT SCALE DRAWING		SCALE: 1:1