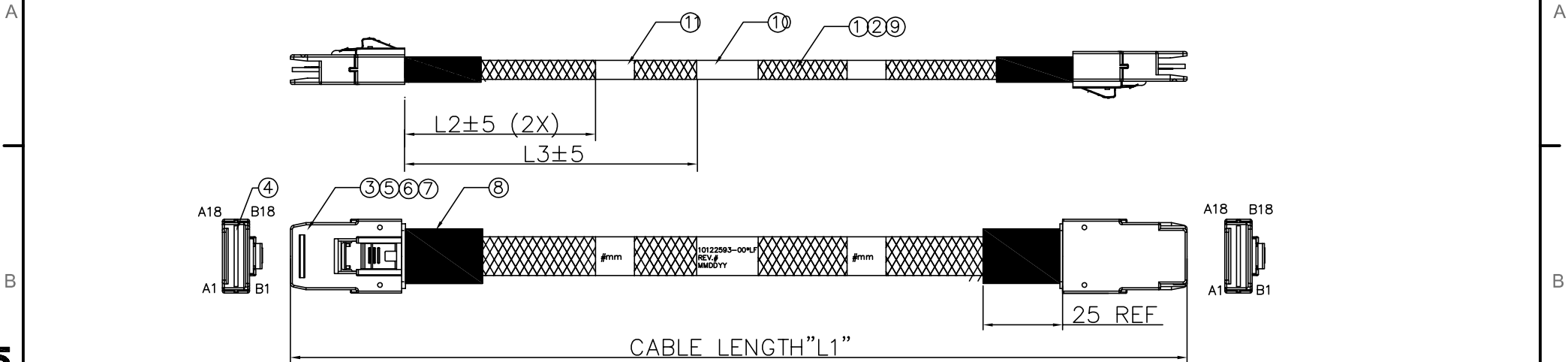
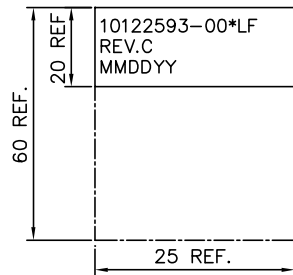
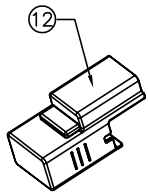


1 2 3 4



CABLE LABEL



12	DUST-PROOF FOR SFF-8087, HDPE	2
11	LENGTH LABEL, L40*W10MM	2
10	ID LABEL, L60*W25MM	1
9	BRAID SLEEVE, 8MM, NYLON, BLACK	A/R
8	AC TAPE	A/R
7	LATCH FOR SFF-8087, SUS 301	2
6	RIVETS FOR SFF-8087, S304, Ø1.2*6.8MM, KNURL	4
5	PLASTIC SHELL FOR SFF-8087, 180°, PBT, BLACK	2
4	PCB FOR SFF-8087, FR-4, 4LAYER, AU30U"	2
3	INNER MOLD FOR SFF-8087, PE, BLACK	2
2	FLAT CABLE 30/28AWG, GRAY, 4P	A/R
1	SAS CABLE, 30AWG, DERAN FOIL COLOR SILVER	A/R
S/N	DESCRIPTION	QTY.

TOLERANCES UNLESS OTHERWISE SPECIFIED			tolerance std	material -	dr Leo	2016-04-19	projection	size A3	scale 1:1											
linear	X.	± 0.5	ISO 406	mat code -	eng Ya	2017-03-27		mm	ecn no											
	0.X	± 0.3		ISO 1101	heat treat -	chr				product family	rel level	In Work								
	0.XX	± 0.10	surface	plating/finish -	appr	Amphenol FCI	title	INTERNAL MINISAS	10122593											
	0.XXX	± 0.005		spec ref -	www.fci.com								cat. no.	-	Product - Customer Drw	sheet 1 of 2				
	0.XXXX	± 0.0013		model name 10138101_10119217	Amphenol FCI					cat. no.	-	Product - Customer Drw					sheet 1 of 2			
angular	0°	± 2°	ISO 1302	model revision 1	INTERNAL MINISAS													10122593	rev C	
																		Amphenol FCI		10122593
						www.fci.com		10122593												
						cat. no.		-												

1

2

3

4

WIRE CONNECTION TABLE

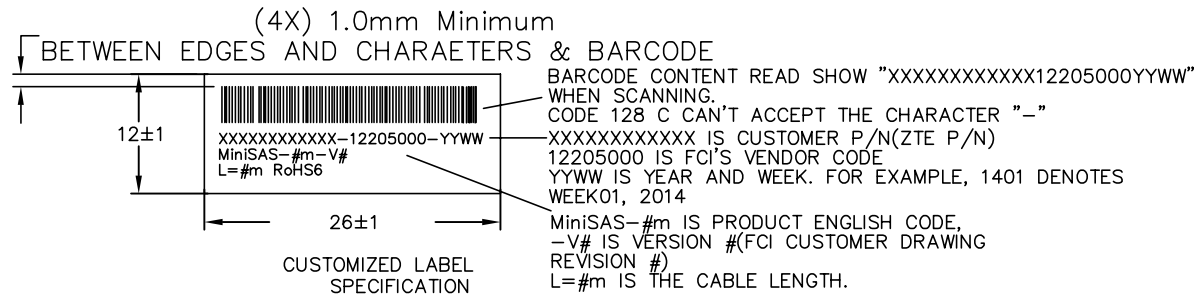
P1		P2	
GND	B18	A18	GND
TX3-	B17	A17	RX3-
TX3+	B16	A16	RX3+
GND	B15	A15	GND
TX2-	B14	A14	RX2-
TX2+	B13	A13	RX2+
GND	B12	A12	GND
SB4	B11	A11	SB4
SB3	B10	A10	SB3
SB2	B9	A9	SB2
SB1	B8	A8	SB1
GND	B7	A7	GND
TX1-	B6	A6	RX1-
TX1+	B5	A5	RX1+
GND	B4	A4	GND
TX0-	B3	A3	RX0-
TX0+	B2	A2	RX0+
GND	B1	A1	GND
GND	A18	B18	GND
RX3-	A17	B17	TX3-
RX3+	A16	B16	TX3+
GND	A15	B15	GND
RX2-	A14	B14	TX2-
RX2+	A13	B13	TX2+
GND	A12	B12	GND
SB4	A11	B11	SB4
SB3	A10	B10	SB3
SB2	A9	B9	SB2
SB1	A8	B8	SB1
GND	A7	B7	GND
RX1-	A6	B6	TX1-
RX1+	A5	B5	TX1+
GND	A4	B4	GND
RX0-	A3	B3	TX0-
RX0+	A2	B2	TX0+
GND	A1	B1	GND

ITEM	FCI P/N	L1 (mm)	Tol.(mm)	AWG	L2(mm)	L3(mm)
1	10122593-001LF	280	±10	30	35	cable center
2	10122593-002LF	960	±15	30	200	250
3	10122593-003LF	1020	±15	30	200	250
4	10122593-004LF	400	±10	30	75	cable center

NOTES:

- MATERIAL:
HOUSING: PBT.BLACK.
PADDLE CARD: FR4.
CABLE: CONDUCTOR: TIN PLATED COPPER.
INSULATION: HDPE.
- 100% OPEN, SHORT TEST.
- CONDUCTOR RESISTANCE: 3.0 ohm MAX.
- INSULATION RESISTANCE: 10M ohm/300V DC/10ms Min.
- ALL APPLICABLE MATERIALS MUST BE IN COMPLIANCE WITH RoHS.
- THE CABLE SHALL BE TESTED PER SAS 2.1 SPECIFICATIONS.

PE BAG LABEL SPEC:



TOLERANCES UNLESS OTHERWISE SPECIFIED			tolerance std	material	-	dr	Leo	2016-04-19	projection		size	A3	scale	1:1								
linear	X.	± 0.5	ISO 406	mat code	-	eng	Ya	2017-03-27		mm	ecn no	rel level	In Work	Amphenol FCI								
	0.X	± 0.3		surface	heattreat	-	chr								www.fci.com	INTERNAL MINISAS	10122593	1				
	0.XX	± 0.10	plating/finish		-	appr		cat. no.	-	Product - Customer Drw	sheet 2 of 2											
	0.XXX	± 0.005	spec ref		-	Amphenol FCI						title	INTERNAL MINISAS						10122593	1		
	0.XXXX	± 0.0013	model name	10138101_10119217	www.fci.com																cat. no.	-
angular	0°	± 2°	ISO 1302	model revision	1	Product - Customer Drw								sheet 2 of 2								

1

2

3

4