


Antenna PowerGuard

AVX Low Capacitance Varistors

ESD Protection for Circuits Sensitive to Capacitance



GENERAL DESCRIPTION

AVX Antenna PowerGuard products are an ultra low capacitance extension of reliable AntennaGuard range with new voltage, capacitance and energy ratings. Designed for use in RF circuits, sensors, high-speed lines, optic circuits and capacitance sensitive applications.

The ability to handle larger transients makes the Antenna PowerGuard series useful in applications where capacitance sensitive circuit needs to be protected against higher energy and AEC-Q200 qualification allows for use in automotive applications.

These low capacitance values have low insertion loss, low leakage current and unsurpassed reliability compared to diode options. These advantages combined with size advantages and bi-directional protection make the Antenna PowerGuard the right choice for automotive and general applications, that are sensitive to capacitance.

GENERAL CHARACTERISTICS

- Operating Temperature: -55°C to +125°C
- Case Size: 0402, 0603
- Working Voltage: 18 - 70Vdc
- Capacitance: 1.5 - 3.3pF
- Energy: 0.02 - 0.04J
- Peak Current: 1 - 3A

FEATURES

- AEC-Q200 Qualified
- 25kV ESD rating
- Meet 48Vdc Jump Start requirements
- Multi-strike capability
- Sub 1nS response to ESD strike

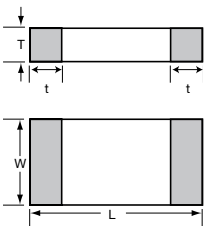
APPLICATIONS

- RF Circuit
- Sensors
- Antennas
- Data lines
- Radars
- Bluetooth
- Ethernet (IEEE 802.3bw and IEEE 802.3bp)
- VCAS06AP303R3LAT

HOW TO ORDER

VC	AS	06	AP	18	1R5	D	A	T	1	A
Varistor Chip	Series AS = Automotive	Case Size 04 = 0402 06 = 0603	Type	Working Voltage 18 = 18Vdc 24 = 24Vdc 30 = 30Vdc 60 = 60Vdc 70 = 70Vdc	Capacitance 2R0 = 2pF 3R0 = 3pF 120 = 12pF	Non-Std' Cap Tol D = ±0.5pF L = ±1.0pF K = ±0.15pF	N/A	Termination T = Ni/Sn Plated	Reel Size 0 = 7" reel* 3 = 13" reel* W = 7" reel**	Reel Quantity A = 4K or 10K pcs (i.e.: 1A = 4,000 3A = 10,000 WA = 10,000)
									* for 0603 ** for 0402	

PHYSICAL DIMENSIONS: MM (INCHES)



Size (EIA)	Length (L)	Width (W)	Max Thickness (T)	Land Length (t)
0402	1.00±0.10 (0.040±0.004)	0.50±0.10 (0.020±0.004)	0.60 (0.024)	0.25±0.15 (0.010±0.006)
0603	1.60±0.15 (0.063±0.006)	0.80±0.15 (0.031±0.006)	0.90 (0.035)	0.35±0.15 (0.014±0.006)



Antenna PowerGuard

AVX Low Capacitance Varistors

ESD Protection for Circuits Sensitive to Capacitance



ELECTRIAL CHARACTERISTICS

AVX Part Number	V _w (DC)	V _w (AC)	V _B	V _C	I _L	E _T	I _p	Cap	Cap Tolerance	V _{Jump}	Case Size
VCAS04AP181R5DAT	18	13	150-210	350	0.1	0.02	1	1.5	±0.5pF	48	0402
VCAS04AP182R0LAT	18	13	80-140	300	0.1	0.02	1	2.0	±1.0pF	48	0402
VCAS06AP181R5DAT	18	13	150-200	375	0.1	0.02	1	1.5	±0.5pF	48	0603
VCAS06AP182R0LAT	18	13	150-200	350	0.1	0.03	2	2.0	±1.0pF	48	0603
VCAS06AP243R3LAT	24	17	90-150	240	0.1	0.04	3	3.3	±1.0pF	48	0603
VCAS04AP301R5KAT	30	21	150-210	350	0.1	0.02	1	1.5	±0.15pF	48	0402
VCAS04AP301R5DAT	30	21	150-210	350	0.1	0.02	1	1.5	±0.5pF	48	0402
VCAS06AP302R0LAT	30	21	150-200	350	0.1	0.03	2	2.0	±1.0pF	48	0603
VCAS06AP303R3LAT	30	21	90-150	240	0.1	0.04	3	3.3	±1.0pF	48	0603
VCAS04AP601R5DAT	60	42	150-210	350	0.1	0.02	1	1.5	±0.5pF	48	0402
VCAS06AP602R0LAT	60	42	150-200	350	0.1	0.03	2	2.0	±1.0pF	48	0603
VCAS04AP701R5DAT	70	52	150-210	350	0.1	0.02	1	1.5	±0.5pF	48	0402

V_w (DC) DC Working Voltage [V] VB

V_w (AC) AC Working Voltage [V]

V_B Breakdown Voltage [V @ 1mA_{DC}]

V_C Clamping Voltage [V @ 1A]

I_L Maximum leakage current at the working voltage [μA]

E_T Transient Energy Rating [J, 10x1000μS]

I_p Peak Current Rating [A, 8x20μS]

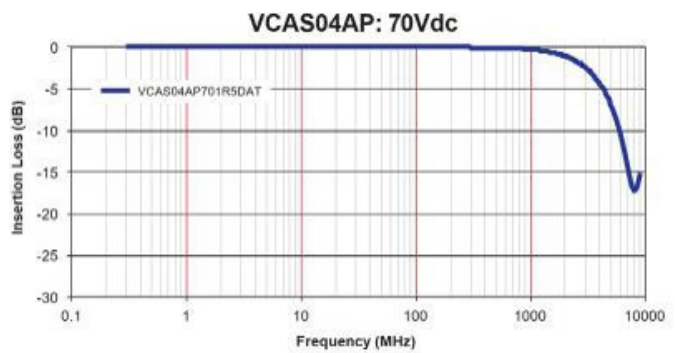
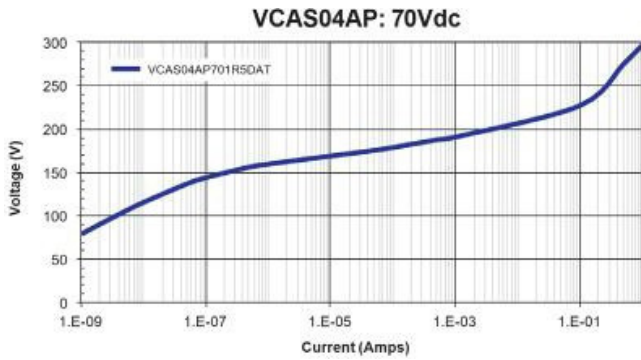
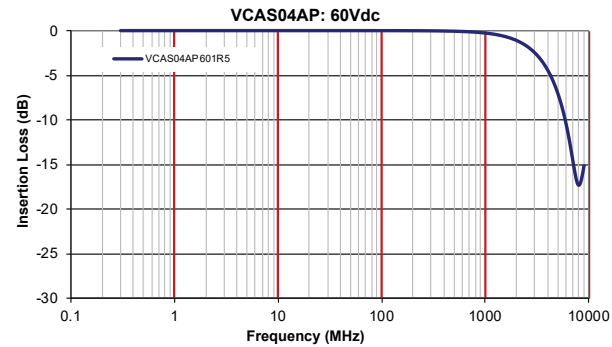
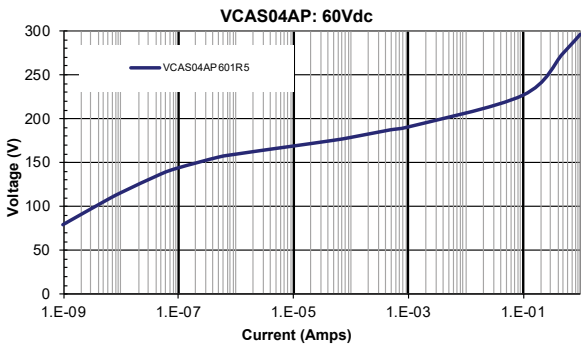
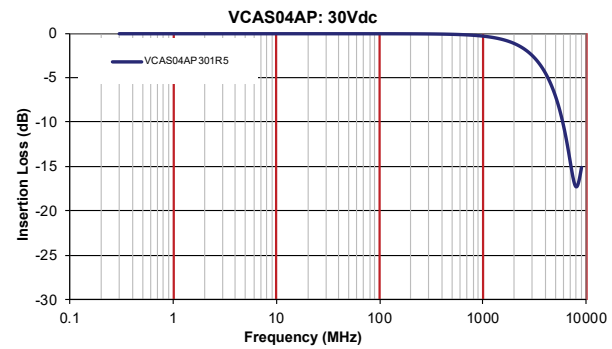
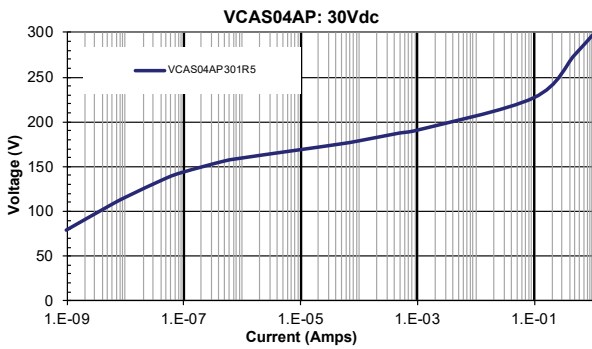
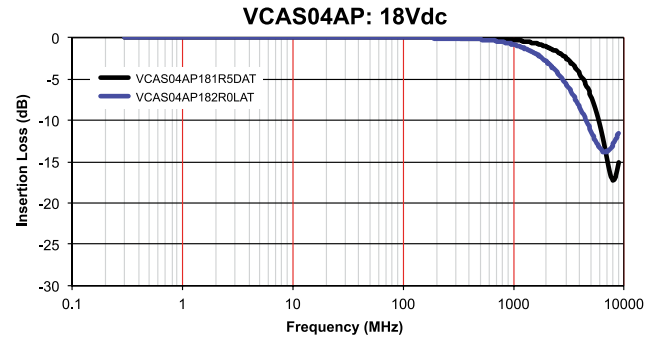
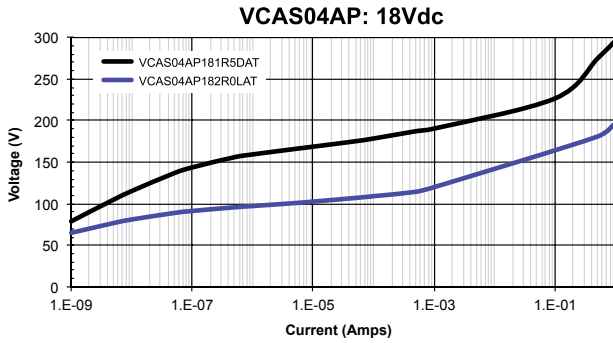
Cap Capacitance [pF] @ 1MHz specified and 0.5VRMS

Cap Tol Capacitance tolerance (pF) from Typ value

V_{Jump} Jump Start (V, 5min)

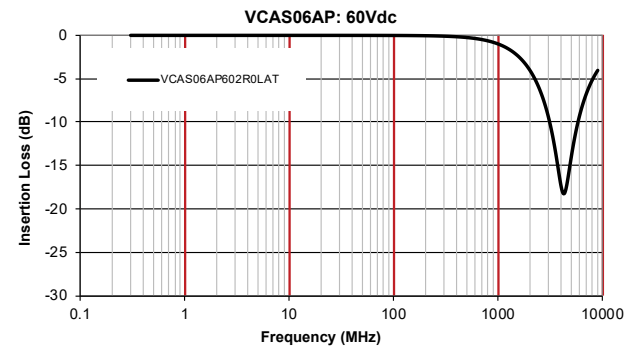
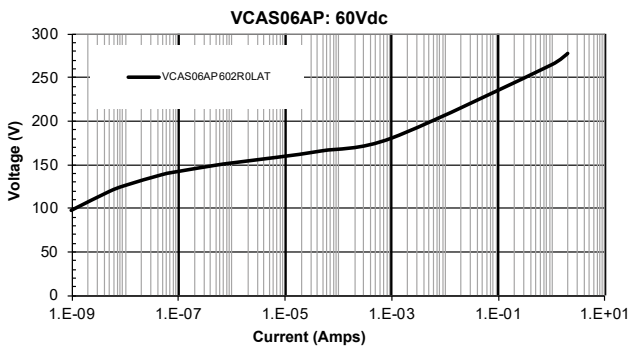
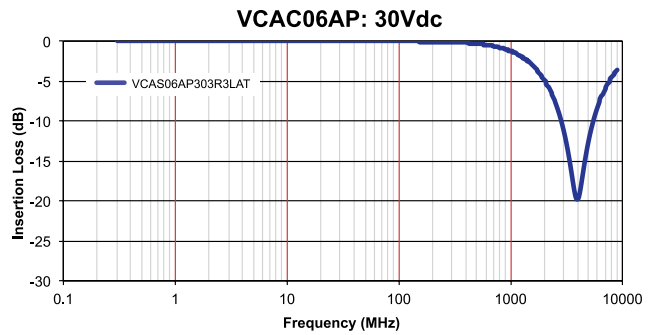
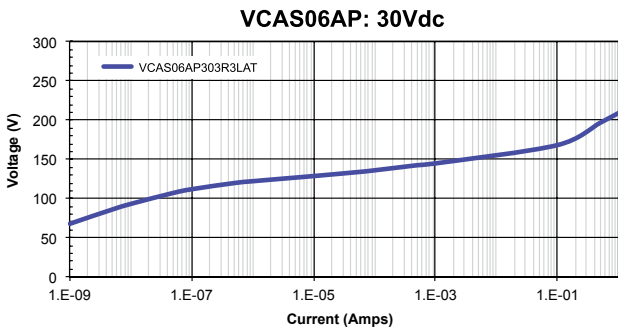
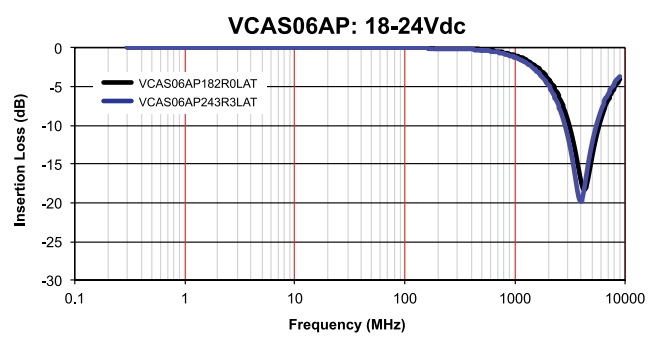
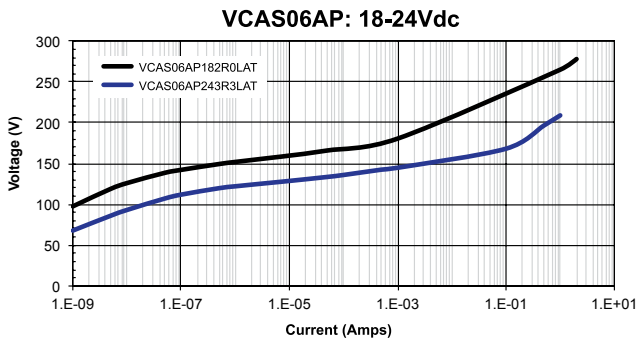
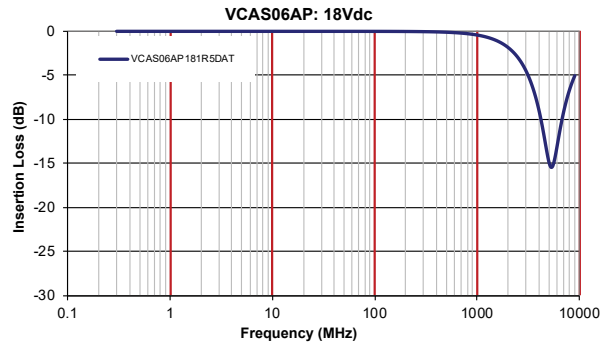
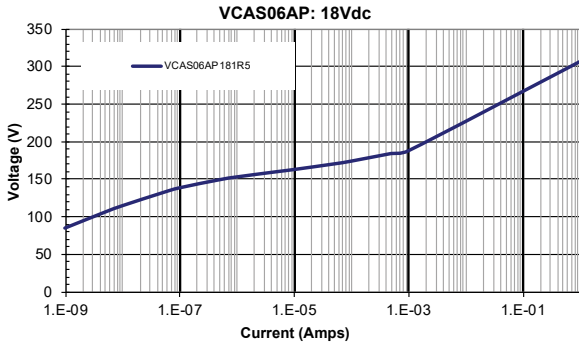
V/I CHARACTERISTICS

S21 CHARACTERISTICS



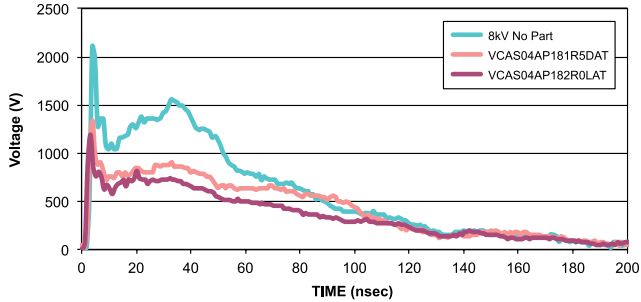
V/I CHARACTERISTICS

S21 CHARACTERISTICS

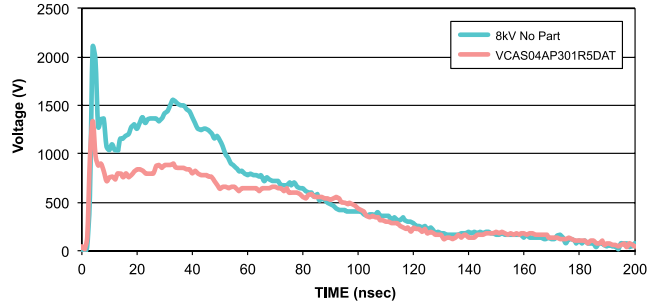


ESD CHARACTERISTIC

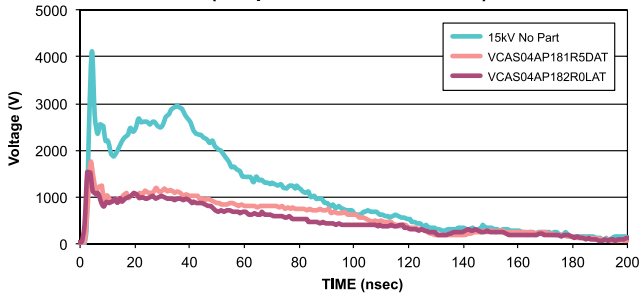
**8kV ESD Vc Wave Capture
 (150pF/330ohm Network)**



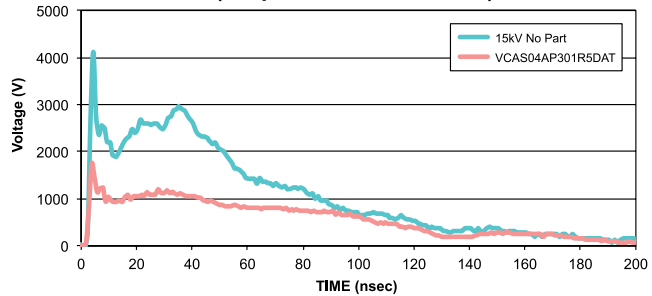
**8kV ESD Vc Wave Capture
 (150pF/330ohm Network)**



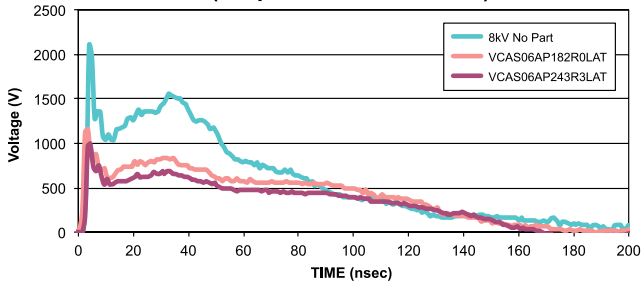
**15kV ESD Vc Wave Capture
 (150pF/330ohm Network)**



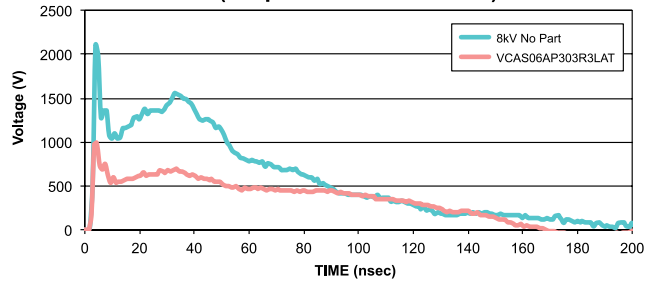
**15kV ESD Vc Wave Capture
 (150pF/330ohm Network)**



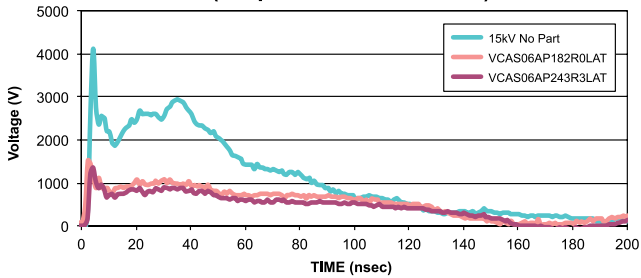
**8kV ESD Vc Wave Capture
 (150pF/330ohm Network)**



**8kV ESD Vc Wave Capture
 (150pF/330ohm Network)**



**15kV ESD Vc Wave Capture
 (150pF/330ohm Network)**



**15kV ESD Vc Wave Capture
 (150pF/330ohm Network)**

